

Annual Quality Assurance Report (AQAR) of the IQAC 2017-2018

Submitted by



**SRI
RAJIV GANDHI
COLLEGE OF DENTAL SCIENCES & HOSPITAL**

RGC Campus, Cholanagar, R T Nagar Post, Bangalore -560032, Karnataka -INDIA



**SRI
RAJIV GANDHI**
COLLEGE OF DENTAL SCIENCES & HOSPITAL

Recognised by Dental Council of India, New Delhi
Affiliated to Rajiv Gandhi University of Health Sciences, Karnataka
Chola Nagar, R T Nagar PD, Bangalore - 560 032 - Karnataka - India

Tel: +91 80 2333 9377, +91 80 2333 5989
Fax: +91 80 2354 6948
Email: srgcds@rgcgroup.org
www.srgcds.ac.in www.rgcgroup.org

Ref:- SRGCDs/2018/332

Date: 8/8/18

The Regional Coordinator
National Assessment and Accreditation Council
P.O Box. 1075 Nagarbhavi
Bangalore – 560072

Dear Sir,

Sub: Submission of the Annual Quality Assurance Report (AQAR) of the IQAC for the year 2017-18

Ref:- NAAC Track ID No:-EC(SC)/23/A&A/6.1

I am hereby submitting the soft copy of the Annual Quality Assurance Report (AQAR) of the IQAC of our institution for the year 2017-18. This is for your kind information .

Thanking you,

With regards

Dr. Sushant Anant Pai

Principal **PRINCIPAL**

Sri Rajiv Gandhi College of Dental Sciences & Hospital
Cholanagar, Bangalore-50 032

The Annual Quality Assurance Report (AQAR) of the IQAC

All NAAC accredited institutions will submit an annual self-reviewed progress report to NAAC, through its IQAC. The report is to detail the tangible results achieved in key areas, specifically identified by the institutional IQAC at the beginning of the academic year. The AQAR will detail the results of the perspective plan worked out by the IQAC. (Note: The AQAR period would be the Academic Year. For example, July 1, 2012 to June 30, 2013)

Part – A

1. Details of the Institution

1.1 Name of the Institution	Sri Rajiv Gandhi College of Dental Sciences and Hospital
1.2 Address Line 1	Cholanagar ,R T Nagar Post
Address Line 2	Hebbal
City/Town	Bangalore
State	Karnataka
Pin Code	560032
Institution e-mail address	srgdcs@rgcgroup.org
Contact Nos.	918023339377
Name of the Head of the Institution:	Dr Sushant Anant Pai
Tel. No. with STD Code:	918023335958
Mobile:	9845050002
Name of the IQAC Co-ordinator:	Dr Akshay Shetty
Mobile:	9845477547
IQAC e-mail address:	iqac@srgcds.ac.in

1.3 NAAC Track ID (For ex. MHCOGN 18879)

EC(SC)/23/A&A/6.1

1.4 NAAC Executive Committee No. & Date:

(For Example EC/32/A&A/143 dated 3-5-2004.

This EC no. is available in the right corner- bottom of your institution's Accreditation Certificate)

EC(SC)/23/A&A/6.1 28/3/2017

1.5 Website address:

www.srgcds.ac.in

Web-link of the AQAR:

http://srgcds.ac.in/ssr-srgcds

For ex. <http://www.ladykeanecollege.edu.in/AQAR2012-13.doc>

1.6 Accreditation Details

Sl. No.	Cycle	Grade	CGPA	Year of Accreditation	Validity Period
1	1 st Cycle	B+	2.71	2017	27-3-2022
2	2 nd Cycle	-	-	-	-
3	3 rd Cycle	-	-	-	-
4	4 th Cycle	-	-	-	-

1.7 Date of Establishment of IQAC: 13/05/2015

13-5-2015

1.8 AQAR for the year (for example 2010-11)

2017- 2018

1.9 Details of the previous year's AQAR submitted to NAAC after the latest Assessment and Accreditation by NAAC (*for example AQAR 2010-11 submitted to NAAC on 12-10-2011*)

- i. AQAR _____ - _____ (DD/MM/YYYY)
- ii. AQAR _____ - _____ (DD/MM/YYYY)
- iii. AQAR _____ - _____ (DD/MM/YYYY)
- iv. AQAR _____ - _____ (DD/MM/YYYY)

1.10 Institutional Status

University _____ State _____

Affiliated College _____ Yes

Constituent College _____ No

Autonomous college of UGC _____ No

Regulatory Agency approved Institution _____ Yes

(eg. AICTE, BCI, MCI, PCI, NCI)

Type of Institution _____ Co-education _____
 _____ Urban _____

Financial Status - _____ Totally Self-financing _____

1.11 Type of Faculty/Programme- Health Science

1.12 Name of the Affiliating University (*for the Colleges*)

RAJIV GANDHI UNIVERSITY OF HEALTH SCIENCES

1.13 Special status conferred by Central/ State Government-- UGC/CSIR/DST/DBT/ICMR etc –Not Conferred

Autonomy by State/Central Govt. / University- No

University with Potential for Excellence	No	UGC-CPE	No
DST Star Scheme	No	UGC-CE	No

UGC-Special Assistance Programme

No

DST-FIST

No

UGC-Innovative PG programmes

No

Any Other (*Specify*)

No

UGC-COP Programmes

No

2. IQAC Composition and Activities

2.1 No. of Teachers

04

2.2 No. of Administrative/Technical staff

02

2.3 No. of students

02

2.4 No. of Management representatives

02

2.5 No. of Alumni

02

2.6 No. of any other stakeholder and
community representatives

01

2.7 No. of Employers/ Industrialists

01

2.8 No. of other External Experts

02

2.9 Total No. of members

16

2.10 No. of IQAC meetings held

04 in the last academic year

2.11 No. of meetings with various stakeholders:

No.

09

Faculty

02

Non-Teaching Staff Students

02

Alumni

02

Others

03

2.12 Has IQAC received any funding from UGC during the year? No

If yes, mention the amount

-

2.13 Seminars and Conferences (only quality related)

(i) No. of Seminars/Conferences/ Workshops/Symposia organized by the IQAC

Total Nos. Institution Level

(ii) Themes

GOVERNANCE LEADERSHIP, PATENTS AND MARKET UTILISATION, ANTI RAGGING, WOMENS EMPOWERMNT

2.14 Significant Activities and contributions made by IQAC

MOTIVATION OF STAFF TO INCREASE QUALITY AND QUANTITY OF PUBLICATIONS IN PEER REVIEWED JOURNALS,

2.15 Plan of Action by IQAC/Outcome

The plan of action chalked out by the IQAC in the beginning of the year towards quality enhancement and the outcome achieved by the end of the year *

Plan of Action	Achievements
To Follow the positive criticism of PTV. Webinars , More CDE programmes to be Conducted Send Teachers for faculty development programmes	Followed the positive criticism of PTV. Webinars conducted , CDE programmes and workshop Conducted Teachers deputed for faculty development programmes

* Attach the Academic Calendar of the year as Annexure.

2.15 Whether the AQAR was placed in statutory body Yes

ACTION TAKEN BASED ON PEER TEAM VISIT ADVICE

1. Enhance the research activity and output ,by funding ,collaborations and facilities

Research grants were sought from RGUHS; five proposals were sent from the department of Periodontics, Conservative dentistry and Endodontics and Oral and Maxillofacial Surgery; one proposal from Periodontics was successful in obtaining grants .A research cell has been setup.The research output has significantly increased as reflected in the number of publications

2. Starting own medical /hospital facilities

Fully functional 100 bedded hospital has started

3. Enhance the patient numbers, proportionate to the admissions (UG & PG)

A total of 124 camps were conducted in the last one year and a 11% increase in patient flow was recorded this academic year

4. Updating the institution website and making it user friendly

The website has been made more interactive and all stakeholders have been given login I D

5. Upgradation of hostel, mess, canteen and Staff Quarters

- The hostel facilities have been expanded
- The mess now caters to different cuisines
- The canteen facilities have been expanded keeping in mind the requirements of staff, students, patients and inpatients
- A dietician has provide inputs keeping in mind different stakeholders
- Staff Quarters facility is provided for the needy employees.

6. Improve transportation facilities

Transportation facilities have been extended to new areas of Bengaluru city ; Faculty have been encouraged to initiate carpooling

7. Optimum utilisation of existing collaborations and expanding the spectrum of collaborators, like institutions and industry

Discussions have been initiated with national and international collaborators and memorandum of understanding should be signed in the second half of the year

8. Improve Oral radiology with additional radiographers and adding on CBCT

CBCT machine was inaugurated on 8-3-2018 with a CDE programme. A memorandum of understanding was signed with Iconic dental care and aesthetics which serves as the urban satellite clinic of our institution. The clinic functions till 8.30 pm and serves as a diagnostic centre catering to the North Bangalore area.

9. Improving sports and outdoor games facilities

Indoor sports facilities have been expanded and steps have been taken to arrange regular outdoor games in grounds near the college.Badmiton court and basketball court have been setup.

10. Solar energy tapping, STP and rainwater harvesting may be implemented

Solar energy tapping has been initiated and being implemented in a stepwise manner

STP and Rainwater harvesting will be implemented this yearAlready started the rain water source for recharging the bore wells and ground water level with specified earth tanks in the ground. More of extension will be done this year

Part – B

Criterion – I

1. Curricular Aspects

1.1 Details about Academic Programmes

Level of the Programme	Number of existing Programmes	Number of programmes added during the year	Number of self-financing programmes	Number of value added / Career Oriented programmes
PhD	nil	nil	nil	Nil
PG	08	nil	09	Nil
UG	01	nil	01	Nil
PG Diploma	nil	nil	nil	Nil
Advanced Diploma	nil-	nil	nil	Nil
Diploma	nil-	nil	nil	Nil
Certificate	nil	nil	nil	Nil
Others	-nil	nil	nil	Nil
Total	9		10	
Interdisciplinary	-nil	nil	nil	Nil
Innovative	-nil	nil	nil	Nil

1.2 (i) Flexibility of the Curriculum:Core

(ii) Pattern of programmes:

Pattern	Number of programmes
Semester	-nil
Trimester	-nil
Annual	yes

1.3 Feedback from stakeholders*

(On all aspects)

Alumni Parents Employers Students

Mode of feedback : Online Manual Co-operating schools (for PEI)

**Please provide an analysis of the feedback in the Annexure*

1.4 Whether there is any revision/update of regulation or syllabi, if yes, mention their salient aspects.

MDS regulation 2017
 Staff ratio modified as per the revised regulation
 Annual Examination for MDS
 NEET introduction for admission
 Common Counseling for all category of admission by the State agency through KEA

1.5 Any new Department/Centre introduced during the year. If yes, give details.

Research Cell was setup to cater to the needs of faculty

Criterion – II

2. Teaching, Learning and Evaluation

2.1 Total No. of permanent faculty	Total	Asst. Professors	Associate Professors	Professors	Others
	96	24	18	17	36

2.2 No. of permanent faculty with Ph.D. 04

2.3 No. of Faculty Positions Recruited (R) and Vacant (V) during the year	Asst. Professors		Associate Professors		Professors		Others		Total	
	R	V	R	V	R	V	R	V	R	V
	9	-	-	-	-	-	-	-	-	-

2.4 No. of Guest and Visiting faculty and Temporary faculty 5

2.5 Faculty participation in conferences and symposia:

No. of Faculty	International level	National level	State level
Attended	08	21	32
Presented papers	02	11	30
Resource Persons	02	10	25

2.6 Innovative processes adopted by the institution in Teaching and Learning:

MDS Preparatory exams conducted.
Administrative reforms initiated

2.7 Total No. of actual teaching days 290
during this academic year

2.8 Examination/ Evaluation Reforms initiated by the Institution (for example: Open Book Examination, Bar Coding, Double Valuation, Photocopy, Online Multiple Choice Questions) Viva Cards

2.9 No. of faculty members involved in curriculum Restructuring/revision/syllabus development as member of Board of Study/Faculty/Curriculum Development workshop NIL

2.10 Average percentage of attendance of students 85%

2.11 Course/Programme wise distribution of pass percentage : BDS 84.16 %, MDS 95.83 %

2.12 How does IQAC Contribute/Monitor/Evaluate the Teaching & Learning processes :

Quarterly meetings conducted with associate dean of academics.

2.13 Initiatives undertaken towards faculty development

<i>Faculty / Staff Development Programmes</i>	<i>Number of faculty benefitted</i>
Refresher courses	02
UGC – Faculty Improvement Programme	nil
HRD programmes	nil
Orientation programmes	08
Faculty exchange programme	nil
Staff training conducted by the university	05
Staff training conducted by other institutions	06
Summer / Winter schools, Workshops, etc.	06

Others	-
--------	---

2.14 Details of Administrative and Technical staff

Category	Number of Permanent Employees	Number of Vacant Positions	Number of permanent positions filled during the Year	Number of positions filled temporarily
Administrative Staff	38	-	-	-
Technical Staff	10	-	-	-

Criterion – III

3. Research, Consultancy and Extension

3.1 Initiatives of the IQAC in Sensitizing/Promoting Research Climate in the institution

Faculty have been encouraged to publish articles in peer reviewed journals

Patent has been generated in collaboration of two different departments.

Programmes about impact factor of journals and statistical analysis including met analysis and systematic review has been initiated.

3.2 Details regarding major projects

	Completed	Ongoing	Sanctioned	Submitted
Number	11	05	02	03
Outlay in Rs. Lakhs	Nil	Nil	5lakhs	Nil

3.3 Details regarding minor projects

	Completed	Ongoing	Sanctioned	Submitted
Number	-	-	-	Nil
Outlay in Rs. Lakhs				Nil

3.4 Details on research publications

	International	National	Others
Peer Review Journals	22	16	Nil
Non-Peer Review Journals	09	09	02
e-Journals	08	Nil	Nil
Conference proceedings	Nil	Nil	Nil

3.5 Details on Impact factor of publications:

Range Average h-index Nos. in SCOPUS

3.6 Research funds sanctioned and received from various funding agencies, industry and other organisations

Nature of the Project	Duration Year	Name of the funding Agency	Total grant sanctioned	Received
Projects sponsored by the University/ College	2	Nil	6,80,000	4,60,000
Students research projects <i>(other than compulsory by the University)</i>	Nil	Nil	Nil	Nil
Total		Nil	680000	460000

3.7 No. of books published i) With ISBN No. Chapters in Edited Books

ii) Without ISBN No.

3.8 No. of University Departments receiving funds from

UGC-SAP CAS DST-FIST
 DPE DBT Scheme/funds

3.9 For colleges
 Autonomy CPE DBT Star Scheme
 INSPIRE CE Any Other (specify)

3.10 Revenue generated through consultancy

3.11 No. of conferences organized by the Institution

Level	International	National	State	University	College
Number	01	Nil	Nil	Nil	1
Sponsoring agencies	Nil	Nil	Nil	Nil	SMVET

3.12 No. of faculty served as experts, chairpersons or resource persons

3.13 No. of collaborations International National Any other

3.14 No. of linkages created during this year

3.15 Total budget for research for current year in lakhs :

From funding agency From Management of University/College
 Total

3.16 No. of patents received this year -In the process

Type of Patent		Number
National	Applied	One
	Granted	Nil
International	Applied	Nil
	Granted	Nil
Commercialised	Applied	Nil
	Granted	Nil

3.17 No. of research awards/ recognitions received by faculty and research fellows
Of the institute in the year

Total	International	National	State	University	Dist	College
20	Nil	02	Nil	02	Nil	16

3.18 No. of faculty from the Institution who are Ph. D. Guides and students registered under them

1

1-

3.19 No. of Ph.D. awarded by faculty from the Institution

03

3.20 No. of Research scholars receiving the Fellowships (Newly enrolled + existing ones)

JRF Nil SRF Nil Project Fellows Nil Any other

3.21 No. of students Participated in NSS events:

University level 3 State level Nil

National level 33 International level Nil

3.22 No. of students participated in NCC events:

University level Nil State level Nil

National level Nil International level Nil

3.23 No. of Awards won in NSS:

University level Nil State level Nil

National level Nil International level Nil

3.24 No. of Awards won in NCC:

University level	Nil	State level	Nil
National level	Nil	International level	Nil

3.25 No. of Extension activities organized

University forum	nil	College forum	124		
NCC	Nil	NSS	02	Any other	Nil

3.26 Major Activities during the year in the sphere of extension activities and Institutional Social Responsibility

•	Health camps	}	124	
•	Oral health awareness programmes	}		14
•	Walkathon			
•	Anti-tobacco drive			
•	Smile torch			
•	Street plays			
•	Short Movies			

Criterion – IV

4. Infrastructure and Learning Resources

4.1 Details of increase in infrastructure facilities:

Facilities	Existing	Newly created	Source of Fund	Total
Campus area	5.7acres	Nil	SMVET	5.7acres
Class rooms	04	Nil	SMVET	04
Laboratories	14	Nil	SMVET	14
Seminar Halls	11	Nil	SMVET	11
No. of important equipments purchased (\geq 1-0 lakh) during the current year.	22	01	ICONIC DENTAL CARE AND AESTHETICS	23
Value of the equipment purchased during the year (Rs. in Lakhs)				
Others				

4.2 Computerization of administration and library

Administrative: admission details database of students, maintenance and auditing of finances, maintaining faculty database. Academic: online entry of annual attendance

4.3 Library services:

	Existing		Newly added		Total	
	No.	Value	No.	Value	No.	Value
Text Books	8163	7076078	160	460050	66088	7536128
Reference Books	640	861653	45	39000	277	900653
e-Books	4154	-	-	-	4154	-
Journals	85	9173951	12	629350	97	9803301
e-Journals	42	-	-	110000	328	110000
Digital Database	2	10000	1	10000	3	20000
CD & Video	128	-	148	-	1108	--
Others (specify)	450	-	39	-	489	-

4.4 Technology up gradation (overall)

	Total Computers	Computer Labs	Internet	Browsing Centres	Computer Centres	Office	Departments	Others
Existing	64	Nil	Wi-fi campus	01	01	12	37	45
Added	07	Nil	nil	nil	nil	nil	nil	nil
Total	71	Nil	Wi-fi campus	01	01	14	37	45

4.5 Computer, Internet access, training to teachers and students and any other programme for technology upgradation (Networking, e-Governance etc.)

Wi-fi campus, all departments have laptops and desktops with internet connection. Regular CDE programmes conducted for technology upgradation

4.6 Amount spent on maintenance in lakhs :

i) ICT	2,50,000
ii) Campus Infrastructure and facilities	79,96,000
iii) Equipments	796596
iv) Others	28,00000
Total :	11046000

Criterion – V

5. Student Support and Progression

5.1 Contribution of IQAC in enhancing awareness about Student Support Services

Posters put up at prominent locations to publicise about the student support services

5.2 Efforts made by the institution for tracking the progression

Monthly reviews conducted to evaluate the progress of each student and counselling initiated to ensure remedial action

5.3 (a) Total Number of students

UG	PG	Ph. D.	Others
469	66	-	

(b) No. of students outside the state

314

(c) No. of international students

64

Men	No	%	Women	No	%
	181			356	

No	%
356	

Last Year						This Year					
General	SC	ST	OBC	Physically Challenged	Total	General	SC	ST	OBC	Physically Challenged	Total
30	07	02	34	NIL	73	09	01	0	12	NIL	22

Demand ratio Admissions done through NEET CET and COMED K

Dropout % <1%

5.4 Details of student support mechanism for coaching for competitive examinations (If any)

Discussion classes conducted for interns

No. of students beneficiaries

5.5 No. of students qualified in these examinations

NET SET/SLET GATE CAT
 IAS/IPS etc State PSC UPSC Others

5.6 Details of student counselling and career guidance

Counselling conducted every month

No. of students benefitted

210

5.7 Details of campus placement

<i>On campus</i>			<i>Off Campus</i>
Number of Organizations Visited	Number of Students Participated	Number of Students Placed	Number of Students Placed
-	-	--	--

5.8 Details of gender sensitization programmes

Sexual Harassment Elimination Committee has created awareness about what constitutes sexual harassment

Posters

5.9

5.9.1 No. of students participated in Sports, Games and other events

State/ University level National level International level

No. of students participated in cultural events

State/ University level National level International level

5.9.2 No. of medals /awards won by students in Sports, Games and other events

Sports : State/ University level

5.10 Scholarships and Financial Support

	Number of students	Amount
Financial support from institution	-	-
Financial support from government	68	1627600
Financial support from other sources	-	-
Number of students who received International/ National recognitions	-	-

5.11 Student organised / initiatives

Fairs : State/ University level National level International level

Exhibition: State/ University level National level International level

5.12 No. of social initiatives undertaken by the students

Criterion – VI

6. Governance, Leadership and Management

6.1 State the Vision and Mission of the institution

<p>Vision</p> <p>To provide globally competent resources in terms of infrastructure, learned man power and facilities to fight against oral diseases and make a community free of such diseases.</p> <p>Mission</p> <p>To establish competent system to provide education in oral health care, both in general and specialized branches of dentistry.</p> <ul style="list-style-type: none">• To contribute globally competent and acceptable- under graduate and post graduates in dentistry through student centered education.• To provide general and advanced oral health care services through patients centered services.• To be a global leader in community oriented advanced oral health care research.• To reach the unreachable and to serve under served with education, service and research of relevance in dentistry.• To maintain linkages with organization of similar interest.• To be an institute of excellence in exceeding the institutional social responsibilities of serving the community with single

6.2 Does the Institution has a management Information System

<p>Yes the institution has a robust management information system</p> <p>Organogram depicting the decision making process is put up</p>

6.3 Quality improvement strategies adopted by the institution for each of the following:

6.3.1 Curriculum Development

Implant certificate course is planned

6.3.2 Teaching and Learning

Through discussions , seminar , journal clubs, debates , CDE programmes learning resource provided through library ,labs, camps, satellite centres.

6.3.3 Examination and Evaluation

Through internal assessment tests and post end tests,year end assessments for post graduate students, university exams will have internal and

6.3.4 Research and Development

All faculty and students encouraged by IQAC to conduct research, incentives provided, funds provided by institution and university for

6.3.5 Library, ICT and physical infrastructure / instrumentation

Around 6500 books with good physical infrastructure available. helinet facilities for journals available .adequate computers-desktops and laptops, lcd and

6.3.6 Human Resource Management

Faculty recruitment through institutional recruitment committee.self appraisal at the end of the year for teaching and non-teaching.

6.3.7 Faculty and Staff recruitment

Faculty recruitment is through institutional selection committee.

6.3.8 Industry Interaction / Collaboration

Karnataka Cancer Society
Iconic Dental

6.3.9 Admission of Students

Centralized admission process as per RGUHS and DCI guidelines.
--

6.4 Welfare schemes for

Teaching	02
Non teaching	02
Students	02

6.5 Total corpus fund generated

17066651.38

6.6 Whether annual financial audit has been done Yes

6.7 Whether Academic and Administrative Audit (AAA) has been done?

Audit Type	External		Internal	
	Yes/No	Agency	Yes/No	Authority
Academic	no	-	yes	-
Administrative	no	-	yes	-

6.8 Does the University/ Autonomous College declares results within 30 days?

For UG Programmes No

For PG Programmes Yes

6.9 What efforts are made by the University/ Autonomous College for Examination Reforms?

Digital valuation

Declaration of results has been hastened to a few minutes after the conduct of the last practical examination

6.10 What efforts are made by the University to promote autonomy in the affiliated/constituent colleges?

Staff representation from college to UG and PG board of studies

6.11 Activities and support from the Alumni Association

CDE programmes, career guidance and practises management by alumni.

6.12 Activities and support from the Parent – Teacher Association

PTA meetings are held twice in a year.

6.13 Development programmes for support staff

Continuing education programmes like insurance, fire drills, PR training, infection control procedures and training.

6.14 Initiatives taken by the institution to make the campus eco-friendly

Waste segregation, Solar power, Plastic free campus, Rain water harvesting, CFL bulbs, well maintained garden.

Criterion – VII

7. Innovations and Best Practices

7.1 Innovations introduced during this academic year which have created a positive impact on the Functioning of the institution. Give details.

Acknowledgement of attendance monthly basis
Interns encouraged participating and presenting in conference

7.2 Provide the Action Taken Report (ATR) based on the plan of action decided upon at the beginning of the year

CDE and webinars workshops conducted.

7.3 Give two Best Practices of the institution (*please see the format in the NAAC Self-study Manuals*)

TITLE OF THE PRACTICE:

- 1) Administrative reforms for overall development of oral and maxillofacial surgery
- 2) Institution as REFERRAL CENTRE for patients from West Bengal and other Central and Eastern Indian states

7.4 Contribution to environmental awareness / protection

Rain water harvesting,CFL bulbs used,solar power,waste segregation and management,carpooling

Green Campus

7.5 Whether environmental audit was conducted? Yes

7.6 Any other relevant information the institution wishes to add. (for example SWOT Analysis)

STRENGTHS

The institution is imparting quality education

Offers most of the DCI approved courses

Equipped with state of art teaching

8. Plans of institution for next year


To develop a more robust feedback mechanism

To have more PHD scholars.

Name _____

Name DR. SUSHANT A. PAI


STEERING Committee Coordinator IQAC
Gandhi College of Dental
Sciences & Hospital
Cholanagar, Bangalore - 560032


Signature of the Chairperson, IQAC

DEPARTMENT OF PERIODONTOLOGY AND IMPLANTOLOGY

PARTICIPATION IN CONFERENCE- INTERNATIONAL, NATIONAL, AND STATE: FACULTY				
NAME OF THE PARTICIPANT	PLACE	CONFERENCE	DATE	NATIONAL/INTERNATIONAL
Dr. Sarita Joshi Narayan	Dhaka	International Seminar on Smile Design	23 to 25 November 2017	International
PARTICIPATION IN CONFERENCE- INTERNATIONAL, NATIONAL, AND STATE:POST-GRADUATES				
Dr. Kiran	Chennai	PerioDiksha ISP PG Convention	16th- 18th March 2018	National
Dr. Kalyani	Chennai	PerioDiksha ISP PG Convention	16th- 18th March 2018	National
Dr. Nivetha	Chennai	PerioDiksha ISP PG Convention	16th- 18th March 2018	National
Dr. Deeksha	Bangalore	-ISOI 24th national conference	22nd – 24th September 2017	National
	Chennai	-PerioDiksha ISP PG Convention	16th- 18th March 2018	
Dr. Sangeetha	Bangalore	-ISOI 24th national conference	22nd – 24th September 2017	National
	Chennai	-PerioDiksha ISP PG Convention	16th- 18th March 2018	
Dr. Suraj	Bangalore	-ISOI 24th national conference	22nd – 24th September 2017	National
	Chennai	-PerioDiksha ISP PG Convention	16th- 18th March 2018	

PAPER PRESENTATION PARTICIPATION IN CONFERENCE – INTERNATIONAL, NATIONAL, AND STATE: FACULTY					
NAME OF THE PARTICIPANT	TOPIC	PLACE	CONFERENCE	DATE	NATIONAL/INTERNATIONAL
Dr. Sarita Joshi Narayan	-“ Pink Esthetics”	Dhaka	International Seminar on Smile Design	23 to 25 november 2017	International
PAPER PRESENTATION PARTICIPATION IN CONFERENCE – INTERNATIONAL, NATIONAL, AND STATE: POST- GRADUATES					
Dr. Kiran	-Clinical effectiveness of intrasulcular application of coenzyme q10 as an adjunct to scaling and root planning.	Chennai	PerioDiksha ISP PG Convention	16th- 18th March 2018	National
Dr. Kalyani	-Evaluation of efficacy of curcumin gel as local drug delivery when used as an adjunct to scaling and root planing in chronic generalized periodontitis.	Chennai	PerioDiksha ISP PG Convention	16th- 18th March 2018	National
Dr. Nivetha	-Comparative evaluation of 4% articaine and 2% lignocaine during periodontal flap surgery.	Chennai	-PerioDiksha ISP PG Convention	16th- 18th March 2018	National

Dr. Deeksha	Osseodensificati on: an avant- garde in osteotomy site preparation.	Bangalore	-ISOI 24th national conference	22nd – 24th September 2017	National
	-Knowledge, attitude & practice towards occupational hazards among dental students: A cross sectional study	Chennai	-PerioDiksha ISP PG Convention	16th- 18th March 2018	
Dr. Sangeetha	Osseodensificati on: an avant- garde in osteotomy site preparation.	Bangalore	-ISOI 24th national conference	22nd – 24th September 2017	National
	-Assessment of knowledge, attitude, and practice of smoking cessation among dental students of sri rajiv gandhi college of dental sciences and hospital	Chennai	-PerioDiksha ISP PG Convention	16th- 18th March 2018	
Dr. Suraj	Osseodensificati on: an avant- garde in osteotomy site preparation.	Bangalore	-ISOI 24th national conference	22nd – 24th September 2017	National
	-Awareness of HIV post exposure prophylaxis among dental students: A cross sectional study	Chennai	-PerioDiksha ISP PG Convention	16th- 18th March 2018	

RESEARCH PUBLICATIONS:

Sl.no	Name of the faculty	Name of research paper	Year Of publication	Name of Journal
1.	Dr. Sarita Joshi Narayan	1) Dental awareness among medical professionals in bengaluru- A questionnaire survey 2) Clinical effectiveness of intersulcular application of coenzyme Q10 as an adjunct to Scaling and root planing 3) Awareness and knowledge among the general population about dental implants as an option in replacing missing tooth- A questionnaire survey (in Bengaluru) 4) Immediate implants- An insight 5) Assessment of stress perceived in dental students- A questionnaire survey. 6) Knowledge, attitude and practice regarding biomedical waste disposal among post graduate, house surgeons and undergraduate students in dental college of Bangalore: A cross sectional study.	2018 2018 2018 2018 2018	International journal of scientific research
2.	Dr.Umesh Yadalam	1) Clinical effectiveness of intersulcular application of coenzyme Q10 as an adjunct to SRP. 2) Awareness and knowledge among the general population about dental implants as an option in replacing missing tooth- A questionnaire survey (in Bengaluru)	2018 2018	International journal of scientific research

		3) Immediate implants- An insight 4) Assessment of stress perceived in dental students- A questionnaire survey. 5) Knowledge, attitude and practice regarding biomedical waste disposal among post graduate, house surgeons and undergraduate students in dental college of Bangalore: A cross sectional study.	2018 2018 2018	
3.	Dr. Vijay Raghava	1) Dental awareness among medical professionals in bengaluru- A questionnaire survey 2) Periodontal microsurgery- A review 3) Clinical effectiveness of intersulcular application of coenzyme Q10 as an adjunct to SRP. 4) Knowledge, attitude and practice regarding biomedical waste disposal among post graduate, house surgeons and undergraduate students in dental college of Bangalore: A cross sectional study.	2018	International journal of scientific research

Sl.no	Name of the post Graduates	Name of research paper	Year Of publication	Name of Journal
1.	Dr. Sheetal	1) Assessment of stress perceived in dental students- A questionnaire survey. 2) Immediate implants- An insight Clinical effectiveness of intersulcular application of	2018 2018	International journal of scientific research

		<p>coenzyme Q10 as an adjunct to Scaling and root planning</p> <p>3) Knowledge, attitude and practice regarding biomedical waste disposal among post graduate, house surgeons and undergraduate students in dental college of Bangalore: A cross sectional study.</p> <p>4) Dental awareness among medical professionals in bangaluru: A questionnaire survey</p>	<p>2018</p> <p>2018</p>	
2.	Dr. Fakeha Hareem	<p>1) Assessment of stress perceived in dental students- A questionnaire survey.</p> <p>2) Immediate implants- An insight Clinical effectiveness of intersulcular application of coenzyme Q10 as an adjunct to Scaling and root planning</p> <p>3) Knowledge, attitude and practice regarding biomedical waste disposal among post graduate, house surgeons and undergraduate students in dental college of Bangalore: A cross sectional study.</p> <p>4) Dental awareness among medical professionals in bangaluru: A questionnaire survey</p>	<p>2018</p> <p>2018</p> <p>2018</p> <p>2018</p>	International journal of scientific research
3.	Dr. Apoorva M	<p>1) Assessment of stress perceived in dental students- A questionnaire survey.</p>	<p>2018</p>	International journal of scientific research

		<p>2) Immediate implants- An insight Clinical effectiveness of intersulcular application of coenzyme Q10 as an adjunct to Scaling and root planning</p> <p>3) Knowledge, attitude and practice regarding biomedical waste disposal among post graduate, house surgeons and undergraduate students in dental college of Bangalore: A cross sectional study.</p> <p>4) Dental awareness among medical professionals in bangaluru: A questionnaire survey</p>		
4.	Dr. Nivetha	<p>1) Awareness and attitude regarding biomedical waste disposal among postgraduates, house surgeons and undergraduate students.</p> <p>2) Clinical effectiveness of intrasulcular application of coenzyme q10 as an adjunct to scaling and root planning.</p>	2018	International journal of scientific research
			2018	International journal of scientific research
5.	Dr. Kiran	<p>1) Awareness and attitude regarding biomedical waste disposal among postgraduates, house surgeons and undergraduate students.</p> <p>2) Clinical effectiveness of intrasulcular application of coenzyme q10 as an adjunct to scaling and root planning.</p>	2018	International journal of scientific research
			2018	
6.	Dr. Kalyani	1) Awareness and attitude regarding biomedical waste disposal among	2018	International journal of scientific research

		postgraduates, house surgeons and undergraduate students. 2) Clinical effectiveness of intrasulcular application of coenzyme q10 as an adjunct to scaling and root planning.	2018	International journal of scientific research
--	--	---	------	--

WORKSHOP ATTENDED BY FACULTY:

NAME OF THE PARTICIPANT	TOPIC	PLACE	CONFERENCE	DATE	NATIONAL/INTERNATIONAL
Dr. Parth Pratim Roy	“Magnification in Dentistry”	Bangalore	Carl Zeiss in association with Dental Health Organisation	20th February 2018.	National
Dr. Sarita Joshi Narayan	“Magnification in Dentistry”	Bangalore	Carl Zeiss in association with Dental Health Organisation	20th February 2018	National

WORKSHOP ATTENDED BY POST GRADUATES

Dr. Kiran	- Peizo-implant- A dynamic fusion	Chennai	PerioDiksha ISP PG Convention	16th- 18th March 2018	National
Dr. Kalyani	- Peizo-implant- A dynamic fusion	Chennai	PerioDiksha ISP PG Convention	16th- 18th March 2018	National
Dr. Nivetha	- Peizo-implant- A dynamic fusion	Chennai	PerioDiksha ISP PG Convention	16th- 18th March 2018	National

Dr. Deeksha	Guided Implant Surgery	Chennai	PerioDiksha ISP PG Convention	16th- 18th March 2018	National
Dr. Sangeetha	Guided Implant Surgery	Chennai	PerioDiksha ISP PG Convention	16th- 18th March 2018	National
Dr. Suraj	Guided Implant Surgery	Chennai	PerioDiksha ISP PG Convention	16th- 18th March 2018	National

AWARDS/ RECOGNITION RECEIVED BY FACULTY:

Dr. SARITA JOSHI NARAYAN

- “Periodontal plastic and Aesthetic surgical procedure” at Ramaiah university of applied sciences, faculty of dental sciences 5th July 2017
- Moderator for panel discussion at Indian Society of Periodontology Colloquium at Government Dental College Bangalore 13-14 November 2017
- Moderator for Live Surgery workshop at Indian Society of Periodontology Colloquium at Government Dental College Bangalore 13-14 November 2017
- “Pink Esthetics” at International Seminar on Smile Design at Dhaka Bangladesh 23 to 25 November 2017
- “Perio problems and its management”, workshop conducted, at International Seminar on Smile Design at Dhaka Bangladesh 23 to 25 November 2017
- Guest lecture on “Osseointegration” at Perio Panorama organized by Bangalore Academy of Periodontology and Indian Society of Periodontology at Vydehi Dental college 17-19 January 2018
- Guest lecture on “Periodontal problems in General practice “for Professional enrichment program organized by Indian Dental Association Indian Society of Periodontology and Bangalore Academy Periodontology at Dayanand Sagar college of dental sciences on 28th February 2018

PROJECTS COMPLETED AND SUBMITTED:

Dr. Apoorva M.

1. Effect of scaling & root planning on erythrocyte count & hemoglobin in patients with chronic periodontitis: A clinicobiochemical study.

Dr. Sheetal S.

1. Effect of aloe vera as a local drug delivery: A randomized clinical trial.

Dr. Fakeha Hareem

1. Evaluation of oral health status in pregnant women : A clinic-epidemiological study.

Dr. Kiran Mitra

1. Clinical effectiveness of intrasulcular application of coenzyme Q10 as an adjunct to scaling and root planning.

Dr. Nivetha S.

1. Comparative study of the anesthetic efficacy of 4% articaine versus 2% lignocaine during periodontal flap surgery.

Dr. Sistla Kalyani Prapurna

1. Evaluation of efficacy of curcumin gel as local drug delivery when used as an adjunct to scaling and root planing in chronic generalized periodontitis.

Dr. Suraj Vitthal Raikar

1. Awareness of HIV-postexposure prophylaxis among dental postgraduate students and interns: A questionnaire survey.

Dr. Deeksha Jha

1. Knowledge, attitude and practice towards occupational hazards among dental students: A cross sectional study.

Dr. Sangeetha S.

1. Assessment of knowledge, attitude and practice of smoking cessation among dental students of Sri Rajiv Gandhi College of Dental Science and Hospital.

PROJECTS ONGOING:

Dr. Nivetha S

1. Association between psychosocial factors and periodontitis: A case control study

Dr. Sistla Kalyani Prapurna

1. Estimation and comparison of salivary calcium, phosphorous & Alkaline phosphate in non-periodontitis, moderate & severe chronic periodontitis patients: A clinic-biochemical study.

Dr. Kiran Mitra

1. Level of interdental bone loss as a guide for diagnosis of furcation involvement: A radio-visuography analysis.

Dr. Suraj Vitthal Raikar

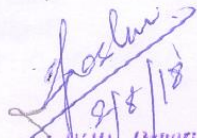
1. Comparative evaluation of 0.2% chlorhexidine mouthwash with and without anti-discoloration system: A clinical study.
2. The impact of hypertension on periodontal status: A clinic-epidemiological study.

Dr. Deeksha Jha

1. Influence of salivary pH and urea level on calculus formation: A clinical study.
2. Microsurgery compared to conventional open flap debridement: A randomized controlled clinical trial.

Dr. Sangeetha S.

1. Comparing the efficacy of clorni gel with hexi gel in the treatment of plaque induced gingivitis: A clinical study.
2. Association between the distance of contact point to the crest of bone and interproximal dental papilla: A clinical and morphometric study


9/8/18
Professor & HOD, Department of Periodontology,
Sri Raftis Gandhi College of Dental Sciences,
Cholanagar, Hebbal,
BANGALORE - 560 072

DEPARTMENT OF ORAL MEDICINE AND RADIOLOGY

1. Participation in Conference:

- 15th National conference in association with The Indian Association of Forensic Odontology in Bangalore, India held on 9th to 11th September 2017.
Attended by Dr. Durga Rajaram Okade.

2. Paper presentation in conferences- 1

Paper presentation by Dr. Durga Rajaram Okade at the 15th National conference of Forensic Odontology in association with The Indian Association of Forensic Odontology in Bangalore, India held on 9th to 11th September 2017-The evaluation of dental patterns on Orthopantomographs- A Retrospective study

3. Resource persons:

Dr Tejavathi Nagaraj, Associate Editor INS Publications, National Coordinator for projects on Oral Cancer by MRAUS, Bangalore.

Participation in CDE'S

- CDE programme and Workshop on 3D CBCT machine conducted by Department of Oral medicine and Radiology at Sri Rajiv Gandhi College and Hospital, Bengaluru, India on 8th March 2018.

Attended by Dr. Tejavathy Nagaraj, Dr. Leena James, Dr.Durga Rajaram Okade, Dr. Mahalakshmi I.P., Dr. Pooja Sinha, Dr. Santhosh H.N and Dr. Noori G.

- CDE programme on Head and Neck Oncology held at V.S. Dental College and Hospital, Bangalore in association with Department of Oral Medicine and Radiology and Mazumdar Cancer Centre, Narayana health city on 14th November 2017

Attended by Dr. Tejavathy Nagaraj, Dr. Durga Rajaram Okade and Dr. Santhosh H.N.

- CME programme in association with Sri Shankara Cancer foundation and Cancer Hospital held on 19th August 2017.

Attended by Dr. Tejavathy Nagaraj, 2nd and 3rd year Post graduate students.

Details regarding major projects:

Completed :

1. Evaluation of Serum Hpeccidin in OSMF patients before and after oral supplementation of Iron : A randomized controlled clinical trial. (Funded by RGUHS)
2. Comparative study of candida and its species in healthy individuals, smokers ,type 2diabetes mellitus , oral submucous fibrosis patients.
3. Serum c reactive protein and plasma lipid profile as a diagnostic aid in detection of premalignant and malignant lesions and conditions.
4. Comparing accuracy of alphoid centromeric repeat sequences and amelogenin gene amplification in gender determination from tooth pulp subjected to various environmental conditions – a PCR BASED IN VITRO STUDY

Ongoing:

A comparative study of alveolar bone quality in pre and post menopausal women using the panoramic mandibular index with serum calcium as a marker. An in vivo study

1. A comparative study of the effect of Cigarette smoking on glycosylated hemoglobin (HbA1c) in Diabetic smoker and diabetic non smoker and its correlation with periodontal status. 2.) A comparative study of assessment of salivary Ph and flow rate in pre and post menopausal women. An in vivo study.

Research publications:

Efficacy of *Pimenta dioica* leaf powder in the management of chronic generalized gingivitis: A clinical trial

Tejavathi Nagaraj, C. K. Sumana, Durga Okade, Subrahmanya Kumar, Haritma Nigam, Sita Gogula

Sex determination by using mandibular ramus: A digital radiographic study

Tejavathi Nagaraj, Leena James, Sita Gogula, Noori Ghouse, Haritma Nigam, C. K. Sumana

Personal identification using frontal sinus and nasal septum patterns in forensic medicine: A retrospective digital radiographic study

Tejavathi Nagaraj, Leena James, Sita Gogula, Noori Ghouse, Haritma Nigam, C. K. Sumana

4. Personal identification using frontal sinus and nasal septum patterns in forensic medicine: A retrospective digital radiographic study
Tejavathi Nagaraj, Haritma Nigam, H. N. Santosh, C. K. Sumana, Sita Gogula, Poonam Sahu
5. Morphological variations of the coronoid process, condyle and sigmoid notch as an adjunct in personal identification
Tejavathi Nagaraj, Haritma Nigam, H. N. Santosh, Sita Gogula, C. K. Sumana, Poonam Sahu
6. H.N.Santosh, Chaya M David . A food frequency questionnaire to determine the intake of vitamin c: A pilot validation study. Rom J Diabetes Nutr Metab Dis.2017; 24(2):095-099

Research funds sanctioned and received by various funding agencies:


Research funds granted by RGUHS for the year 2016-2017 Order No RGU:Adv.Res:Proposal D-44:2015-16 Date: 06.01.2016 for Rs 350000/--

Any collaborations/linkages:

Peripheral postings in Baptist hospital for dermatology, E.N.T, general radiology.
Kidwai hospital and cancer research centre for oncology and radiotherapy postings.

Awards/ recognition received by faculty:

A one year Fellowship programme in Forensic Odontology completed by Dr. Leena James and Dr. Durga Rajaram Okade.


Professor & HOD Department of
Oral Medicine & Radiology
Sri Rajiv Gandhi College of Dental Sciences
Chalvanur, R. T. Nagar P. O. Bangalore-32

DEPARTMENT OF PAEDODONTICS & PREVENTIVE DENTISTRY

1. Participation in Conferences/ Conventions/CDE programs:

Staff Name	Conference
Dr. Santhosh T Paul	1. 39th ISPPD National conference, PEDOSPHERE held from 13th to 16th September 2017, at Chennai.
Dr. Umme Azher	1. 39th ISPPD National conference, PEDOSPHERE held from 13th to 16th September 2017, at Chennai.
Dr. Divya Reddy C	1. 39th ISPPD National conference, PEDOSPHERE held from 13th to 16th September 2017, at Chennai.
Dr. Smitha M	1. 39th ISPPD National conference, PEDOSPHERE held from 13th to 16th September 2017, at Chennai.

Staff Name	CDE program
Dr. Smitha M	1. Continuing Dental Education Program on 'Insights of pediatric preformed zirconia crowns' hosted by Department of Pediatric & Preventive Dentistry, VS Dental College and Hospital, Bengaluru. Date – 5/3/18 Venue - VS Dental College and Hospital, Bengaluru.
	2. Continuing Dental Education Program on 'CDE programme and workshop on 3D CBCT machine' hosted by Department of Oral Medicine and Radiology, Sri Rajiv Gandhi College of Dental Sciences and Hospital, Bengaluru. Date – 8/3/18 Venue - Sri Rajiv Gandhi College of Dental Sciences and Hospital, Bengaluru.

2. Paper presentations in conferences:

Staff Name	Paper Presentation
Dr. Umme Azher	1. Title: “ Stressed!! Are You??”. Venue: 39th ISPPD National conference, PEDOSPHERE held from 13th to 16th September 2017, at Chennai.
Dr. Divya Reddy C	1. Title: Assessment of dental discomfort and/ or pain in children with Autism Spectrum Disorder using Dental Discomfort Questionnaire Venue: 39th ISPPD National conference, PEDOSPHERE held from 13th to 16th September 2017, at Chennai.
Dr. Smitha M	1. Title: Comparative clinical evaluation of two pit & fissure sealants on permanent mandibular first molars- An in vitro study. Venue: 39th ISPPD National conference, PEDOSPHERE held from 13th to 16th September 2017, at Chennai.

3. Resource person:

Dr. Santhosh T Paul	1. Chaired a scientific session at 39 th ISPPD National conference, PEDOSPHERE held from 13 th to 16 th September 2017, at Chennai.
	2. ‘Traumatic Injuries’ at Academic Expressions in 360 ⁰ – Invited as a guest speaker, delivered a lecture at CDE program held on 10 th and 11 th January, 2018 at KLE Society’s Institute of Dental Sciences, Bengaluru.

4. Examination/Evaluation reforms: MDS mock theory and practical exams conducted with External Assessment Examiners, Dr. Srinath SK (Professor & Head, Department of Paedodontics & Preventive Dentistry, Government Dental College & Research Institute, RGUHS, Bengaluru) and Dr. Prahlad G (Reader, Department of Paedodontics & Preventive Dentistry, Faculty of Dental Sciences, Ramaiah University of Applied Sciences, Bengaluru)

5. Staff training by University: None

6. Workshops attended:

Staff Name	Workshop
Dr. Smitha M	1. Hands-on workshop on ‘Insights of pediatric preformed zirconia crowns’ hosted by Department of Pediatric & Preventive Dentistry, VS Dental College and Hospital, Bengaluru. Date – 5/3/18 Venue - VS Dental College and Hospital, Bengaluru.
	2. ‘CDE programme and workshop on 3D CBCT machine’ hosted by Department of Oral Medicine and Radiology, Sri Rajiv Gandhi College of Dental Sciences and Hospital, Bengaluru. Date – 8/3/18 Venue - Sri Rajiv Gandhi College of Dental Sciences and Hospital, Bengaluru.

7. Major projects:

Sl. No.	Project	Name of the PG Student	Name of the PG Guide	Status
1.	Occlusal characteristics in primary dentition of pre-school children of North Bangalore.	Dr. Blossom Fernandes	Dr. Santhosh T Paul	Completed
2.	Comparative evaluation of erosive potential of different pediatric liquid medications on primary tooth enamel and tooth colored restorative materials: an in vitro study.	Dr. Sara Elizabeth Paul	Dr. Divya Reddy C	Completed
3.	Evaluation of the effect of three commercially available fluoride	Dr. Zeena Saidali Abdu	Dr. Umme Azher	Completed

	varnishes on remineralization of initial carious lesions of primary teeth using polarized light microscopy: an in-vitro study.			
4.	Evaluation of surface roughness on Nano-filled Composite resin by mouthrinses – an in-vitro study.	Dr. Rohit Kumar Rai	Dr. Santhosh T Paul	Ongoing
5.	Evaluation of the erosive potential of the commonly consumed fruit based beverages among children and their impact on enamel micro-hardness of primary teeth – an in-vitro study.	Dr. Vijayashree C	Dr. Umme Azher	Ongoing
6.	Comparative evaluation of anti-microbial activity of three pulpotomy medicaments – MTA, Biodentine and Propolis – an in-vitro study.	Dr. Susanth V. Suresh	Dr. Divya Reddy C	Ongoing
7.	Early Childhood Caries and associated risk factors in pre-school children: a cross-sectional study.	Dr. Saranya V. Nair	Dr. Santhosh T Paul	Ongoing
8.	Comparative evaluation of the demineralization inhibition potential of bioactive composite restorations in primary teeth: an in-vitro study	Dr. Manu Jaiswal	Dr. Umme Azher	Ongoing
9.	Oral health status and barriers to dental care among children with Intellectual Disability	Dr. Mufeedha K. Nazar	Dr. Divya Reddy C	Ongoing

8. Collaborations/Linkages:

Sl. No.	Project	Name of the PG Student	Collaborating Agency/Institute
1.	Comparative evaluation of erosive potential of different pediatric liquid medications on primary tooth enamel and tooth colored restorative materials: an in vitro study.	Dr. Sara Elizabeth Paul	Central Manufacturing Technology Institute, Tumkur road, Yeshwanthpur Suburb, Bengaluru.
2.	Evaluation of the effect of three commercially available fluoride varnishes on remineralization of initial carious lesions of primary teeth using polarized light microscopy: an in-vitro study.	Dr. Zeena Saidali Abdu	Central Manufacturing Technology Institute, Tumkur road, Yeshwanthpur Suburb, Bengaluru.
3.	Evaluation of surface roughness on Nano-filled Composite resin by mouthrinses – an in-vitro study.	Dr. Rohit Kumar Rai	1. Indian Institute of Science (Centre for Nanoscience & Engineering), Bengaluru. 2. Azyme Biosciences Pvt Ltd, Jayanagar, Bengaluru.
4.	Evaluation of the erosive potential of the commonly consumed fruit based beverages among children and their impact on enamel micro-hardness of primary teeth – an in-vitro study.	Dr. Vijayashree C	1. Analytical Research & Metallurgical Laboratories Pvt Ltd., Electronic City, Bengaluru. 2. Central Manufacturing Technology Institute, Tumkur road, Yeshwanthpur Suburb, Bengaluru. 3. Azyme Biosciences Pvt Ltd, Jayanagar, Bengaluru.

5.	Comparative evaluation of anti-microbial activity of three pulpotomy medicaments – MTA, Biodentine and Propolis – an in-vitro study.	Dr. Susanth V. Suresh	Maratha Mandal Nathajirao G. Halgekar Institute of Dental Sciences & Research Centre (Department of Microbiology), Belgaum
----	--	-----------------------	--

9. Publications:

Staff Name	Publications
Dr. Santhosh T Paul	1. Abdu ZS, Azher U, Paul ST, Rahman SA. Evaluation of sugar content in commercially available fruit juices and drinks in Bengaluru city: A survey. Int J Oral Health Med Res 2018;4(6):7-9.
Dr. Umme Azher	1. Abdu ZS, Azher U, Paul ST, Rahman SA. Evaluation of sugar content in commercially available fruit juices and drinks in Bengaluru city: A survey. Int J Oral Health Med Res 2018;4(6):7-9.
Dr. Mihir Nayak	1. More SA, Patil SS, Kakanur M, Thakur R, Nayak MN, Kumar SR. A quantitative analysis of total carbohydrate content from the salivary expectorants in young children. J Indian Soc Pedod Prev Dent 2018;36(1):53-57.

10. Enrolment as PhD scholars:

Dr. Umme Azher (Reader) & Dr. Mihir Nayak (Senior Lecturer) have enrolled as part time PhD scholars under Rajiv Gandhi University of Health Sciences, Bengaluru.

Sandhu
 02/08/2018
 Professor & Head
 Department of Pedodontics & Preventive Dentistry
 Sri Rajiv Gandhi College of Dental Sciences
 Chotenagar, R. T. Nagar P.O., Bangalore - 32

DEPARTMENT OF ORAL PATHOLOGY & MICROBIOLOGY

Details of the Department from June 2017 to May 2018

1. PARTICIPATION IN CONFERENCE : (Total-0)

A) **INTERNATIONAL** : None

B) **NATIONAL** :

- i. Dr Hemavathy, Dr Nonitha S: “Indian association of forensic odontology’ on 9th, 10th, & 11th sept 2017 at Bangalore.

C) **STATE** : None

2. RESOURCE PERSON : (Total-0)

A) **INTERNATIONAL** : None

B) **NATIONAL**:

- ii. 1. Dr Hemavathy: Chairperson, scientific session at “Indian association of forensic odontology’ on 9th, 10th, & 11th sept 2017 at Bangalore.

C) **STATE** : None

3. STAFF TRAINING BY THE UNIVERSITY :

Dr Yogesh TL : Teacher’s training programme held in RGUHS on Jan 2017

4. DETAILS REGARDING MAJOR PROJECTS – COMPLETED , ONGOING , SANCTIONED , SUBMITTED :

A) **COMPLETED** :

- a) Comparison Of Palatal Rugae , Morphologies Of Incisive Papilla And Detection Of Cusp Of Carabelli And Hypocone Reduction Trait In 2 Ethnic Groups – Indian & Iranian Population.
- b) Comparison Of Dermatoglyphic Patterns And Blood Groups In Indian And Iranian Population
- c) Immunohistochemical Expression and Distribution Pattern Of Vascular Endothelial Growth In Odontogenic Keratocysts

- d) Comparison of mandibular dental traits between Indian and Iranian student population in Bangalore city.
- e) Estimation of hemoglobin, serum iron and total serum protein in cases of OSMF.
- f) Evaluation Of Signet Cells In Oral Submucous Fibrosis, Oral Dysplasia & Oral Squamous Cell Carcinoma Cases.

B) ONGOING :

- a) Morphometric Analysis Of Epithelial And Collagen Thickness, Vascular And Inflammatory Changes In Oral Submucous Fibrosis
- b) Comparative evaluation of collagen fibers and influence of inflammation in dental follicle, dentigerous cyst, Orthokeratinized odontogenic cyst, Keratocystic odontogenic tumor and ameloblastoma-A polarized microscope study
- c) The Use Of Cedarwood Oil , Coconut Oil , And Palm Oil Instead Of Xylene In Hematoxylin And Eosin Staining – A
- d) Comparative Experimental Study

5. RESEARCH PUBLICATION :

A) PUBLICATION IN INTERNATIONAL JOURNALS :

1. Prevalence of human papillomavirus 16DNA and P16^{INK4a} protein in oral squamous cell carcinoma. A systemic review and meta- analysis. Smitha T, Mohan CV, Hemavathy S. JOMFP 2017; 21(1):76-81.
2. Advanced Diagnostic Aids And Its Future In Oral Pathology. Keswani H, Lakkasetty YT, Hemavathy S, Dave S. International Journal of Current Research.2017; 9(01), :45704-45707.
3. Anjani Kumar Jha, Nonitha S, Tejavathi Nagaraj, Hema Keswani, Sarvesh Vijay. Keratocystic odontogenic tumour; Journal of Advanced Clinical & Research Insights (2018), 5, 15–17
4. Ewing sarcoma of maxilla. Yogesh TL, Akshay shetty; JOMFP, 2018
5. Effects of menthol flavored substances at th cellular level on oral mucosal sites. Nandaprasad , sarvesh vijay, Nonitha S; Dental research journal, 2018

DEPARTMENT OF ORAL AND MAXILLOFACIAL SURGERY

The department of oral and maxillofacial surgery has continued to strive for excellence in administrative, academic, patient care and research activities. The year saw a dramatic increase in minor and major surgeries, publications and a patent was published in the Official Journal of The Patent Office.

PARTICIPATION IN CONFERENCE- INTERNATIONAL, NATIONAL, AND STATE: FACULTY				
NAME OF THE PARTICIPANT	PLACE	CONFERENCE	DATE	NATIONAL/INTERNATIONAL
Dr Akshay Shetty	Bangalore	IAOO	16 th -19 th may 2017	International
Dr Vivek G.K	Mangalore	7 th annual Karnataka state conference AOMSI	7 th -9 th August 2017	State
Dr Vivek G.K	Bangalore	24 TH Indian Society of Oral Implantologists Annual Conference	22-25 SEPT 2017	National
Dr Adil	Bangalore	Adin implant	May 5th	National
Dr Vaibhav N	Hassan	Hands on workshop- Basal Implantology	22 nd - 25 th February	National

PARTICIPATION IN CONFERENCE- INTERNATIONAL, NATIONAL, AND STATE:POST-GRADUATES				
NAME	PLACE	CONFERENCE	DATE	NATIONAL/INTERNATIONAL
Dr. Akansha singh	Mangalore	7 th annual Karnataka state conference AOMSI	7 th -9 th August 2017	State
		7 th annual		

Dr.Nida ahmed	Mangalore	Karnataka state conference AOMSI	7 th -9 th August 2017	State
Dr. Praveen purvey	Mangalore	7 th annual Karnataka state conference AOMSI	7 th -9 ^t August 2017	State
Dr. Akash Shaju	Nagpur	42 nd annual congress of AOMSI	16th- 18th November 2017	National
	Mangalore	7 th annual Karnataka state conference AOMSI	7 th -9 th August 2017	State
Dr. Fazeel Ahmed	Nagpur	42 nd annual congress of AOMSI	16th- 18th November 2017	National
	Mangalore	7 th annual Karnataka state conference AOMSI	7 th -9 th August 2017	State
Dr. Shruthi .T.M	Nagpur	42 nd annual congress of AOMSI	16th- 18th November 2017 7 th -9 th August	National

	Mangalore	7 th annual Karnataka state conference AOMSI	2017	State
Dr. Shikar Aich	Nagpur	- 42 nd annual congress of AOMSI	16 th - 18 th November 2017	National

PAPER PRESENTATION PARTICIPATION IN CONFERENCE – INTERNATIONAL, NATIONAL, AND STATE: POST- GRADUATES					
Dr. Akansha singh	Bone preparation prior to implant placement:A randomised control trial	Mangalore	7 th annual Karnataka state conference AOMSI	7 th -9 th August 2017	National
Dr.Nida Ahmed	Conservative v/s surgical approach for bilateral masseteric hypertropy	Mangalore	7 th annual Karnataka state conference AOMSI	7 th -9 th August 2017	National
Dr. Praveen Purvey	Glomangiopericyt oma :A rare case report	Mangalore	7 th annual Karnataka state conference AOMSI	7 th -9 th August 2017	National
Dr. Akash shaju	PAPERComparison of titanium mesh vs prolene in orbital floor reconstruction POSTER	Nagpur	42 nd annual congress of AOMSI	16 th - 18 th November 2017	National
	Impacted 3 rd molar surgery in sturge weber syndrome PAPER	Mangalore	7 th annual Karnataka state conference AOMSI	7 th -9 th August 2017	State

	PAPER COLLAGEN – KISS FOR OSMF	Kathmandu	22 nd Midterm conference	26 th -29 th April	International
Dr. Fazeel Ahmed	POSTER Ameloblastic fibro –odontoma-A case report	Nagpur	42 nd annual congress of AOMSI	16th- 18th November 2017	National
	PAPER Oral submucous fibrosis surgical dilemma : Injection vs surgical release of fibrous bands.	Mangalore	7 th annual Karnataka state conference AOMSI	7 th -9 th August 2017	State
Dr. Shruthi .T.M	PAPER “Controversies in management of condylar fractures- A Review”	Nagpur	42 nd annual congress of AOMSI	16th- 18th November 2017	National
	POSTER “Plexiform ameloblastoma of mandible – a case report “	Mangalore	7 th annual Karnataka state conference AOMSI	7 th -9 th August 2017	State
Dr. Shikar Aich	Unicystic Ameloblastoma of mandible –A case report	Nagpur	- 42 nd annual congress of AOMSI	16th- 18th November 2017	National

CDE PROGRAM /WORKSHOP ATTENDED BY FACULTY

Dr Akshay Shetty	Bangalore	1 st Global Dental Implant Symposium	4 th FEB 2018
DR . Vaibhav .N	Hassan	Hands on workshop on basal implantology and immediate functional roling	22 nd -25 th feb 2018

CDE PROGRAM /WORKSHOP ATTENDED BY POST GRADUATES

Dr. Akansha singh	Bangalore	1 st Global Dental Implant Symposium	4 th FEB 2018
Dr.Nida ahmed	Bangalore	1 st Global Dental Implant Symposium	4 th FEB 2018
Dr. Praveen purvey	Bangalore	1 st Global Dental Implant Symposium	4 th FEB 2018
Dr. Akash shaju	Bangalore	1 st Global Dental Implant Symposium	4 th FEB 2018
Dr. Fazeel Ahmed	Bangalore	1 st Global Dental Implant Symposium	4 th FEB 2018
Dr. Shruthi .T.M	Bangalore	1 st Global Dental Implant Symposium	4 th FEB 2018
	Bangalore	Workshop on Orthognathic surgery	13 TH NOV2017
Dr. Shikar Aich	Bangalore	1 st Global Dental Implant Symposium	4 th FEB 2018
Dr. Ratna	Bangalore	1 st Global Dental Implant Symposium	4 th FEB 2018

CDE PROGRAM /WORKSHOP ATTENDED BY POST GRADUATES

Dr. Akansha singh	Advances In Maxillofacial Reconstruction And Rehabilitation	AOCMF SYMPOSIUM	17 TH MAY 2017	Bangalore
Dr.Nida ahmed	Advances In Maxillofacial Reconstruction And Rehabilitation	AOCMF SYMPOSIUM	17 TH MAY 2017	Bangalore
Dr. Praveen purvey	Advances In Maxillofacial Reconstruction And Rehabilitation	AOCMF SYMPOSIUM	17 TH MAY 2017	Bangalore
Dr. Akash Shaju	Advances In Maxillofacial Reconstruction And Rehabilitation	AOCMF SYMPOSIUM	17 TH MAY 2017	Bangalore

AWARDS/ RECOGNITION RECEIVED BY FACULTY:

Dr.Akshay Shetty

General secretary for the 1st Global Dental Implant Symposium conducted on Feb. 4th 2018 in Bangalore

Dr. Vivek G.K

Chairperson for scientific session at KOMSCON 7th annual Karnataka state conference AOMSI 2017

RESEARCH PUBLICATIONS BY FACULTY

DR .Akshay Shetty

1.Facial Nerve Injury in Temporomandibular Joint Approaches.

Annals of Maxillofacial Surgery | Volume 8 | Issue 1 | January-June 2018.

2. Aggressive high-grade Ewing's sarcoma of maxilla: A rarecase report

Journal of Oral and Maxillofacial Pathology | Volume 22 | Supplement 1 | January 2018.

3. Ameloblastic Fibro-odontoma with a Predominant Radiopaque Component Annals of Maxillofacial Surgery | Volume 7 | Issue 2 | July-December 2017 305

4 . C-Reactive Protein and its applications in Oral and Maxillofacial Surgery- An Overview - Saudi J. Oral. Dent. Res. 2017;2(4):93-97.

5. Management of Non-Hodgkin's Lymphoma in Maxillofacial Region with Chemotherapy.

Annals of Maxillofacial Surgery | Volume 7 | Issue 2 | July-December 2017.

Dr. Mohammed Imran

Books

Author of a book- C reactive protein- A golden marker

ISBN : 978-3-659-51193-6

1. Platelet Rich Fibrin – Evolution and Application in Oral and Maxillofacial Surgery. Saudi J. Oral.Dent. Res. 2017;2(7):174-179.

2. Role of Dexamethasone in reducing Postoperative Sequelae following Impacted Mandibular Third Molar Surgery: A Comparative Clinical Study. J Health Sci Res 2017;8(2):1-8.

3. C-Reactive Protein and its applications in Oral and Maxillofacial Surgery- An Overview - Saudi J. Oral. Dent. Res. 2017;2(4):93-97.

4. Strain Distribution and Amount of Force Required During Pterygomaxillary Dysjunction: A Comparison of Pterygoid Versus Shark-fin Osteotome. J. Maxillofac. Oral Surg. DOI 10.1007/s12663-017-1040-9.
5. Processed Bovine Dentine and Bone Xenograft (BIO OSS) For Bone Regeneration and Repair-A Comparative Animal Study. Saudi J. Oral. Dent. Res. 2017;2(12):303-309.
6. Comparison of different cephalometric variables in patients with and without history of snoring. Int J Res Med Sci. 2017;5(12):5283-5286.

AWARDS/ RECOGNITION RECEIVED BY STUDENT

, DR. SAURABH KALE and DR. ARCHANA T.S.

Postgraduate students secured fifth and sixth ranks respectively in the MDS exams of Rajiv Gandhi University of Health Science

DR .NIDA AHMED

3rd prize in clinical meet held in Bangalore Baptist hospital on 8/03/2017

Dr AKASH SHAJU

2nd Prize in Scientific Paper presentation In 7th Annual Karnataka State Conference of AOMSI held in Mangalore ON 9-8-2017

PONNAMMA C.C,

An intern, participated in **QUEST** conducted by Coorg Institute of Dental Sciences and presented a case on Plexiform Ameloblasoma and won the third prize for the paper presentation on 28-2- 2018

HARSHITA RAJ

An intern secured first prize in inter college meet at Oxford Dental College on 22-3-2017. She presented a paper on Massetric Hypertrophy in

ODONTOPLEXUS NEXGEN

PROJECTS ONGOING:

Dr. Akash Shaju

1. Efficacy of Hyaluronic acid spray in reducing postoperative complications after surgical extraction of mandibular 3rd molars

Dr. Fazeel Ahmed

Evaluation of changes in heart rate during surgical placement of dental implants with Alprazolam: a randomized placebo controlled triple blind study.

Dr .Shruthi. T.M

“Evaluation of effects of platelet-rich fibrin on treatment outcomes after impacted mandibular 3rd molar surgery” – A Randomized controlled clinical study.

Dr.Kumari Ratna

Comparison of reconstruction with buccal fat pad and collagen membrane in surgical management oral submucous fibrosis a randomized controlled trial.

Dr . Shikhar Aich-

Advancement genioplasty- conventional osteotomy vs sagittal curving osteotomy

PROGRAMMES IN THE DEPARTMENT

MICROVASCULAR SURGERY

Symposium by Dr Satheesh ON 15-5-2017,Maxillofacial surgeon from the Oxford hospital London illustrating the importance of different flaps and use of micro vascular surgery in maxillofacial practice

BOTOX IN FACIAL AESTHETICS

Programme on Botox injections (Lecture and Hands on session on 2-2-2018 BY DR Venu Srivatsa from ALLERGAN company

BASIC LIFE SUPPORT


In association with Nightingale Lifesaving Services illustrating the **Basic Emergency Protocols** in dental practice

PATENT

The department of Oral and Maxillofacial Surgery in collaboration with the Department of Conservative Dentistry and Endodontics had designed a unique autotransplantation unit and filed for patenting under the heading of "Ex situ tooth manipulation apparatus". The patent pending application is under scrutiny and examination. The examination report from the patent office is expected within the next three to four years following which clarifications for the queries raised by the patent office would be sent. The official journal of the patent office had published this patent as pending in their issue 39/2017 dated 29th september 2017.

EXAMINATION/EVALUATION REFORMS

MDS preparatory practical exams conducted with External Assessment Examiners, Dr. Kavita Prasad MDS (Professor & Head, Department of Oral and Maxillofacial Surgery, Faculty of Dental Sciences, Ramaiah University of Applied Sciences, Bengaluru) and Dr. Prashanth N T MDS, PhD (Associate Professor, Department of Oral and Maxillofacial Surgery , Dayanand Sagar College of Dental Sciences ,Bengaluru)


Professor & HOD
Oral and Maxillofacial Surgery
Sri Rajiv Gandhi Dental College & Hospital
Bangalore-560 032.

**DEPARTMENT OF PROSTHODONTICS CROWN AND BRIDGE AND
IMPLANTOLOGY**

2017-2018

01) Participation in conference

a) 18th IPS National PG Convention held at Vydehi Institute of Dental sciences Bengaluru on 24th to 26th June 2017.

Staff : Dr B.Umamaheswari, Dr Mangalajyothi

PG : Dr Sukanya, Dr Anchal kohli, Dr Kubra, Dr Divya, Dr Anu, Dr Vasudha,
Dr Ananya, Dr Tejendra, Dr Vandhana

b) 19th IPS PG Convention held at seema dental college and hospital, Rishikesh on 16th to 18th June 2017.

PG : Dr Sukanya, Dr Anchal kohli, Dr Kubra, Dr Divya, Dr Anu, Dr Vasudha

c) 44th IPS Conference held at cidco convention center, Mumbai on 1st to 4th December 2017.

PG : Dr Sukanya, Dr Anchal kohli, Dr Kubra, Dr Divya, Dr Anu, Dr Vasudha

d) 15th IAFO National conference held in Bangalore on 9-11 September 2017
Dr Smitha Gujjar, Dr Mangala Jyothi.

2) Paper/poster presentation in conference:

1. POSTER - STERIO LITHOGRAPHY – DR. SUKANYA, DR. AANCHAL, DR. KUBRA at 18th IPS, Bangalore.
2. POSTER - DIGITAL SMILE DESGN – DR. AANCHAL, DR. SUKANYA at 19th IPS, Rishikesh.
3. PAPER - DIGITAL IMPRESION – A REVIEW- DR. KUBRA 19TH IPS PG CONVENTION - RISHIKESH

3) Resource person:

Dr B.Umamaheswari was judge for Inter college debate competition organised by IPS, Bengaluru branch on 5.5.2017

4). Examination/Evaluation reforms initiated: Nil

5) Training by the University: Nil

6) Training by the other University: Nil

7) Workshop attended:

1. PROLOGUE 2016 held on 17th and 18th August 2016.

PG – Dr. Sukanya, Dr. Aanchal, Dr. Kubra.

2. Nightingales life saving services - CPR, AED, IV, IM held on 3rd November 2016 at SRGCDS.

PG – Dr. Sukanya, Dr. Aanchal, Dr. Kubra.

3. Nightingales life saving services - CPR, AED, IV, IM held on 3rd November 2017 at SRGCDS. PG- Dr. Afreen, Dr.Monidipa, Dr. Nithya.

4. CLINICAL PHOTOGRAPHY held on 30th June 2016 at M.S Ramaiah University. PG – Dr. Sukanya, Dr. Aanchal, Dr. Kubra.

5. ADVANCED ADHESIVE POST ENDODONTIC RESTORATIONS USING FIBRE POSTS AND LITHIUM DISILICATE CROWN held at SRGCDS on 21st September 2017. PG – Dr. Sukanya, Dr. Aanchal, Dr. Kubra. Dr. Afreen, Dr.Monidipa, Dr. Nithya.

6. Workshop on CBCT held at SRGCDS on 2018. PG – Dr. Sukanya, Dr. Aanchal, Dr. Kubra. Dr. Afreen, Dr.Monidipa, Dr. Nithya

8)Details regarding the Major projects:

SL.NO	PROJECT TITLE	PG STUDENT	GUIDE
1.	EVALUATION AND COMPARISON OF IMPACT AND TENSILE STRENGTH OF THREE COMMERCIALY AVAILABLE HEAT CURE ACRYLIC RESIN MATERIALS REINFORCED WITH MUSCOVITE MICA PARTICLES – AN INVITRO STUDY	DR. KUBRA	DR. SUSHANT ANANT PAI
2.	EVALUATION AND COMPARISON OF THE LINEAR DIMENSIONAL CHANGE OF FIVE INTER-OCCLUSAL RECORDING MATERIALS WHEN IMMERSSED IN TWO	DR. AANCHAL	DR. PATEL RKV

	DISINFECTANTS FOR DIFFERENT TIME INTERVALS- AN INVITRO STUDY.		
3.	EVALUATION OF ANTI-BACTERIAL EFFICACY AND MICRO-HARDNESS OF DENTAL ACRYLIC RESINS MODIFIED WITH VARIOUS CONCENTRATIONS OF ZINC OXIDE NANO PARTICLES – AN INVITRO STUDY. DR. SUKANYA	DR. SUKANYA	DR. KEERTHI RAMACHANDRA

SL.NO	PROJECT TITLE	PG STUDENT	GUIDE
1.	EVALUATION AND COMPARISON OF THE HARDNESS AND IMPACT STRENGTH OF A CONVENTIONAL HEAT CURE RESIN, REINFORCED WITH UNTREATED AND MODIFIED ZIRCONIM OXIDE NANOFILLERS- AN INVITRO STUDY	DR. AFREEN KOUSER	DR. KEERTHI RAMACHANDRA
2.	A COMPARITIVE STUDY TO EVALUATE THE EFFECT OF INCORPORATION OF PRE-REACTED GLASS IONOMER FILLER AND METHACRYLIC ACID IN THE DENTURE BASE RESIN ON THE REDUCTION OF CANDIDA BIOFILM ADHESION AND THE FLEXURAL STRENGTH OF THE DENTURE BASE RESIN	DR. MONIDIPA	DR. PATEL R. K.V
3.	EVALUATION OF THE EFFECT ON THERMAL CONDUCTIVITY AND FRACTURE TOUGHNESS OF HIGH IMPACT	DR. S NITHYA	DR B.UMAMAHESWARI

	<p>STRENGTH DENTURE BASE ACRYLIC RESIN AND CONVENTIONAL DENTURE BASE ACRYLIC RESIN REINFORCED WITH DIFFERENT SIZES OF SILANIZED ZINC OXIDE AND TITANIUM DIOXIDE NANO PARTICLES-A COMPARITIVE IN-VITRO STUDY</p>		
--	---	--	--

9)Publications:

Staff :

1. An invitro study to compare the dimensional accuracy of commercially available heat cure denture processing materials at the posterior palatal seal area.
Journal of Advanced Clinical&Research Insights. (2017) , 4,38-41.
B.Umamaheswari,Kalluri Srinivas,Sailaja,TeJendra N. Wadambe.
2. Comparision of sorption ,solubility,and flexural strength of four resin luting cements in three different media : An in vitro study
Journal of Advanced Clinical&Research Insights. (2017) , 4,8-12.
TeJendra N. Wadambe, B.Umamaheswari, Achut R.Devarhbli.

3. Ocular prosthesis.Dr. Nirmala kumara, Dr. Vinutha hiremath,Dr. Goutham GB,

Dr.karthik.k. International Journal of Oral Care and Research 2017.

4. Oral health status and treatment needs of Gunj market yard labourers of raichur city, Karnataka. Dr. Vengal rao, Dr. Suresh babu, Dr.kamalsha, Dr. Srisha rao, Dr. karthik.k.
Journal of Pharmacy and Bioallied Sciences 2017.

Post Graduates

1. Making the unstable stable- a case report of management of flabby ridge – *dr.Ananya.dr. Sukanya abigail.dr. Keerthi. Dental era 2017*
2. An esthetic endeavour to restore anterior teeth with ovate pontic. Dr. Vandhana rai, dr. Aanchal, dr. Patel, dr. Achut. Dental era 2017
3. Complete denture fabricated using neutral zone technque. Dr. Annu, Dr. UmaMaheswari, Dr. Achut.R.Devarhubli Dental era 2017.
4. Occlusal splint therapy. Dr. Tejendra, dr. Keerthi. Dental era 2017.

5. Evaluation and comparison of bond strength and the effect of ingredients of two high palladium alloys with porcelain – an in vitro study. Dr. Sushant pai, dr. Keerthi, dr. Sukanya. Journal of advanced clinical and research insights. 2018.
6. Short Dental Implants –A review,Dental Era,2017,Dr Smitha Gujjar B, Dr Mangala Jyothi K J, Surya Rengasamy, Sruti Sahay

10) Impact factor of publications: Nil

11) Research funds sanctioned and received: Nil

12) Number of books published with ISBN no : Nil

13) Number of Collaborations/Linkages : Nil


14 Any Patent received/applied/granted : Nil

15 Awards/Recognition received :

1. PAPER PRESENTATION ON 'FULL MOUTH REHABILITATION' – DR. ANANYA 18TH IPS PG CONVENTION- BANGALORE- 1ST PRIZE
2. DIGITAL IMPRESSION – A REVIEW- DR. KUBRA 19TH IPS PG CONVENTION – RISHIKESH – 1ST PRIZE

16 Workshop Conducted : 01

Advanced adhesive post endodontic restoration using fiber posts and lithium disilicate crowns on 21st September 2017


DEPARTMENT OF PROSTHODONTIC

DEPARTMENT OF PUBLIC HEALTH DENTISTRY

DENTAL CAMPS

The Department of Public Health Dentistry actively conducted a total of **78 dental camps from May 2017 till Dec 2017** for the general public, school children, NGO's, workplaces, companies, slums, colleges, old age homes, orphanages, mentally and physically disabled, underprivileged population, Border Security Force School, Dairy Science College, BMTC Bus Depots, BBMP Health Centres, villages, camps in association with Karnataka Cancer Society, Bawa Foundation, Islamic Information Centre, Help Age India, Lion's Club, Rotary Club, Sarvodaya Helping Hands, denture screening camps through Dantha Bhagya Yojana etc in which dental check-up, basic treatment and oral health education is rendered. Patients were educated, motivated and referred for further treatment to our dental college with referral cards. Tooth pastes and tooth brushes were distributed in certain camps. Minor treatment facilities are rendered for the patients requiring treatment through the fully - equipped mobile dental van. **This year there has been an increase in the number of dental camps conducted from the Department of Public Health Dentistry.**

LIST OF DENTAL CAMPS CONDUCTED FROM MAY 2017 TILL DECEMBER 2017

SL NO.	DATE	DENTAL CAMP HELD	NO. OF PATIENTS
1	01/05/2017	GEN. PUBLIC CAMP AT D.J HALLI, ORGANISED BY LION'S CLUB, IN ASSOCIATION WITH 'MAY DAY'	60
2	04/05/2017	GEN.PUBLIC CAMP AT CHINNAPPA GARDEN,ORGANISED BY RAKSANA CHARITABLE TRUST	33
3.	14/05/2017	GEN.PUBLIC CAMP AT HEGDENAGAR, KARNATAKA STATE CONSTRUCTION WORKERS CENTRAL UNION, ORGANISED BY LIONS CLUB.	77
4.	19/05/2017	MANYATHA TECH PARK , ORGANISED BY AVON	60
5.	20/05/2017	MAHILA DAKSHATA SAMITHI ,VIDYARANAYAPURA	36
6.	4/06/2017	ANGEL'S ORPHANAGE, OLD CEMETERY ROAD, SHIVAJI NAGAR	45
7.	10/06/2017	NOOR NURSING COLLEGE, BHOOPSANDRA	79
8.	12/06/2017	KUPPARAJU AND BROS. VIDYANIKETAN, CHOLANAGAR,WORLD ENVIRONMENT DAY	312
9.	15/06/2017	VIOLET'S CHARITABLE TRUST, KOTHANUR	40
10.	20/06/2017	SYA PU COLLEGE, SANJAY NAGAR	134
11.	28/06/2017	SYA SCHOOL, SANJAY NAGAR	392
12.	05/07/2017	VIJAYABHARATHI PUBLIC SCHOOL AND PU COLLEGE, KANAKANAGAR	867
13.	06/07/2017	GOODWILL PUBLIC SCHOOL,BHUVANESHWARINAGAR	119
14.	11/07/2017	BANGALORE CITY COLLEGE, KALYANNAGAR	125
15.	14/07/2017	POORNA SMRITHI PUBLIC SCHOOL AND PU COLLEGE,SHAMPUR	443
16.	17/07/2017	FLORENCE COLLEGE OF NURSING COLLEGE AND PHYSIOTHERAPY,KALYAN NAGAR	77
17.	18/07/2017	VIDYANJALI SCHOOL, CHOLANAGAR	575

18.	21/07/2017	GEN. PUBLIC CAMP AT KABIR COLLEGE,MATADAHALLI	106
19.	22/07/2017	GEN.PUBLIC CAMP AT PRIMARY HEATH CENTRE,CHOLANAGAR	62
20.	23/07/2017	GEN.PUBLIC CAMP AT BBMP NURSERY SCHOOL,JAYANAGAR 4 TH BLOCK ,MARENAHALLI	53
21.	24/07/2017	GEN.PUBLIC CAMP AT SINGANAYAKANAHALLI ORGANISED BY ROTARY CLUB ,YELAHANKA	55
22.	27/07/2017	GEN.PUBLIC CAMP AT SAI BABA TEMPLE,R.T.NAGAR	80
23.	30/07/2017	GEN.PUBLIC CAMP AT JAYANAGAR 4 TH BLOCK,BYRSANDRA	94
24.	01/08/2017	FAITH ENGLISH PUBLIC SCHOOL,KAVALBYRSANDRA (A UNIT OF GREATER HOPE INTERNATIONAL INDIA) ORAL HYGIENE DAY.	52
25.	03/08/2017	GEN.PUBLIC CAMP AT SAI BABA TEMPLE,R.T.NAGAR	38
26.	06/08/2017	GEN.PUBLIC CAMP AT SAMSKRUTHI KENDRA MALLESHWARAM, ORGANISED BY “SARVODAYA HELLPING HANDS”.	48
27.	06/08/2017	GEN.PUBLIC CAMP AT PARAS MEHAK APARTMENTS, JAYANAGAR 9 TH BLOCK.	55
28.	10/08/2017	GEN.PUBLIC CAMP AT SAI BABA TEMPLE, R.T.NAGAR	11
29.	12/08/2017	ST. WIN PUBLIC SCHOOL,SHAMPUR,ORGANISED BY BAWA FOUNDATION	234
30.	12/08/2017	ABHILASHRYAM TRUST(ORPHANAGE), SAHAKARANAGAR	16
31.	13/08/2017	GEN.PUBLIC CAMP AT BAYALU RANGAMANDIRA ,J.P.NAGAR	44
32.	13/08/2017	GEN.PUBLIC CAMP AT SRI SWAMI NARAYAN MANDIR,ORGANISED BY LIONS CLUB.GREATER GNANABHARATHI	57
33.	17/08/2017	GEN.PUBLIC CAMP AT SAI BABA TEMPLE,R.T.NAGAR	34
34.	27/08/2017	GEN.PUBLIC CAMP AT SRI GOKUL VIDYAMANDIR, J.P.NAGAR 1 ST PHASE.	92
35.	01/09/2017	GEN.PUBLIC CAMP AT MOHAN KUMAR NAGAR,NEAR J.P.PARK,MATHIKERE	76
36.	03/09/2017	GEN.PUBLIC CAMP AT GOVT MODEL HIGH SCHOOL.MARENAHALLI,JAYANAGAR	48
37.	05/09/2017	BANGALORE FRIEND IN NEED SOCIETY(OLD AGE HOME),SHIVAJINAGAR	11
38.	09/09/2017	GOVT.HIGHER PRIMARY SCHOOL,MOODALPALYA,ORGANISED BY ROTARACT,VIJAYANAGAR	48
39.	10/09/2017	GEN.PUBLIC CAMP AT MD.E.MASJID, BANNERGHATA ROAD, GURAPPANPALYA.	101
40.	11/09/2017	AASHIRWADH CARE HOME, HENNUR MAIN ROAD, GEDLAHALLI.	25
41.	13/09/2017	GOVT HIGHER PRIMARY SCHOOL, AMRUTHAHALLI MAIN ROAD, SRIRAMPURA, ORGANISED BY HELP AGE INDIA.	289

42.	16/09/2017	GEN.PUBLIC CAMP AT RAMANUJA SAMSKRUTHI BHAVANA, MALLESHWARAM ORGANISED BY PRAGATHI FOUNDATION AND LIONS CLUB.	13
43.	23/09/2017	GEN.PUBLIC CAMP AT UNITED HUMAN TRUST, HIDAYATH NAGAR, K.G.HALLI.ORGANISED BY BAWA FOUNDATION.	79
44.	26/09/2017	GEN.PUBLIC CAMP AT GORGUNTEPALY ORGANISED BY HELP AGE INDIA.	46
45.	28/09/2017	EAST WEST COLLEGE OF ENGINEERING, YELAHANKA.	73
46.	06/09/2017	SREE OLD AGE HOME, BASAVESHWARNAGAR.	08
47.	07/10/2017	IMPACT COLLEGE OF ENGINEERING, SAHAKARANAGAR.	41
48.	08/10/2017	KRITAGYATHA TRUST, MARUTHINAGAR, YELAHANKA.	11
49.	08/10/2017	ADARANE CHARITABLE TRUST, SAMPIGEHALLI, HEGDENAGAR.	22
50.	08/10/2017	GEN. PUBLIC CAMP AT GOVERNMENT SCHOOL, DOLLAR'S COLONY, ORGANISED BY SARVODAYA HELPING HANDS.	52
51.	10/10/2017	KNN NUSRSING COLLEGE, YELAHANKA NEW TOWN.	88
52.	14/10/2017	SHALOM CHARITY HOME, HENNUR.	28
53.	17/10/2017	RAINBOW HOME C/O GOVT BOYS SCHOOL,JALAHALLI ORGANISED BY LIONS CLUB,SANJAYNAGAR	77
54.	22/10/2017	GEN.PUBLIC CAMP AT SRI VIDHYASHREE PUBLIC SCHOOL, NAGASHETTYHALLI, ORGANISED BY SARVODAYA HELPING HANDS.	85
55.	27/10/2017	SAAMAR INTERNATIONAL ISLAMIC SCHOOL,THANISANDRA MAIN ROAD,HEGDENAGAR	149
56.	28/10/2017	SRI VENKATESHWARA COLLEGE OF ENGINEERING,VIDYANAGAR .ORGANISED BY LIONS CLUB VIJAYNAGAR.,J.PNAGAR	71
57.	30/10/2017	BRIGHT SCHOOL,THANISANDRA.ORGANISED BY KARNATAKA RAJYA STHREE SAMAJA	69
58.	02/11/2017	GOVERNMENT FIRST GRADE COLLEGE, YELAHANKA NEW TOWN.	92
59.	04/11/2017	GEN. PUBLIC CAMP AT SHAM'S SCHOOL,BEHIND ARABIC COLLEGE,NAGAWARA,ORGANISED BY BAWA FOUNDATION	43
60.	07/11/2017	GOVERNMENT PRIMARY SCHOOL,HEBBAL(NATIONAL TOOTBRUSHING DAY)	23
61.	09/11/2017	BRIGHT KIDS MONTESSORI, CIL LAYOUT, CHOLANAGAR.	95
62.	09/11/2017	OCEAN NURSING COLLEGE, HEGDENAGAR MAIN ROAD, RACHENAHALLI VILLAGE.	95
63.	10/11/2017	BRIGHT KIDS MONTESSORI, HMT LAYOUT, R.T.NAGAR.	82

64.	12/11/2017	GEN. PUBLIC CAMP AT ST.FRANCIS XAVIER CHURCH, FRAZER TOWN, ORGANISED BY KARNATAKA CANCER SOCIETY.	41
65	19/11/2017	GENERAL PUBLIC CAMP AT SRI KARITHIMMARAYA SWAMY HIGH SCHOOL, T.BEGR, NELAMANGALA, ORGANISED BY PEPESICO INDIA.	75
66.	22/11/2017	DAIRY SCIENCE COLLEGE, HEBBAL, BANGALORE.	108
67.	23/11/2017	GENERAL PUBLIC CAMP AT SAPTHAGIRI CONVENTIONAL HALL, SAHAKARANAGAR ORGANISED BY SARVODAYA HELPING HANDS TRUST.	86
68.	25/11/2017	MOUNT CARMEL COLLEGE, VASANTHAGAR.	61
69.	26/11/2017	GENERAL PUBLIC CAMP AT DEVASANDRA, K.R.PURAM ORGANISED BY BAWA FOUNDATION.	65
70.	03/12/2017	GENERAL PUBLIC CAMP AT B.K NAGAR, YESHWANTHPUR ORGANISED BY LIONS CLUB.	102
71	16/12/2017	GENERAL PUBLIC CAMP AT YELAHANKA, ORGANISED BY BAWA FOUNDATION.	31
72	17/12/2017	GENERAL PUBLIC CAMP AT SUMANGALI SEVASHRAM ,HEBBAL ORGANISED BY LIONS CLUB	64
73	18/12/2017	GENERAL PUBLIC CAMP AT SINGANAYAKANAHALLI , ORGANISED BY ROTARY CLUB	49
74	20/12/2017	NIGHTINGLE SANDHYA KIRANA , RICHMOND TOWN (OLD AGE HOME)	32
75	21/12/2017	KARNATAKA COLLEGE OF PHARMACY , YELAHANKA	71
76	25/12/2017	GENERAL PUBLIC CAMP AT SRI LAKSHMI VENKATESHWARA KALYANA MANTAPA , MATTIKERE ,ORGANISED BY LIONS CLUB	109
77	27/12/2017	VATHSALYA CHARITABLE TRUST , KALYANNAGAR (ORPHANAGE)	42
78	28/12/2017	GENERAL PUBLIC CAMP AT DR.ANNIS BESANTSCOUTS AND GUIDES STATE TRAINING AND CAMPING CENTER ,DODDABALLAPUR	93

THE LIST OF DENTAL CAMPS CONDUCTED IN YEAR 2018 FROM JAN 2018 TILL MAY 2018

SL.NO	DATE	DENTAL CAMP HELD	NO OF PATIENTS
1.	08-01-2018	PRIYANKA URBAN AND RURAL DEVELOPMENT ORGANISATION, R.T.NAGAR.	19
2.	12-01-2018	GOVERNMENT SCHOOL, KODIGEHALLI. (SWAMI VIVEKANANDA YOUTH ASSOCIATION).	641
3.	13-01-2018	IIBS-INTERNATIONAL INSTITUTE OF BUSINESS STUDIES ,KANAKANAGAR.	40
4.	14-01-2018	ELIZABETH INTEGRATED DEVELOPMENT CHARITABLE TRUST, HORAMAVU.	17
5.	14-01-2018	MILLAT MANAGEMENT SOCIETY OF INDIA ,THANISANDRA.	30
6.	18-01-2018	FEDERAL MOGUL POWERTRAIN, YELAHANKA.	63
7.	20-01-2018	KARNATAKA PRISON, CENTRAL JAIL, PARAPANNA AGRAHARA ORGANISED BY BAWA FOUNDATION.	165
8.	27-01-2018	REVA UNIVERSITY ,KATTIGENAHALI,YELAHANKA.	26
9.	30-01-2018	ADARSHA PUBLIC SCHOOL ,R.T.NAGAR ORGANISED BY KARNATAKA CANCER SOCIETY.	231
10.	05-02-2018	SAMVAAD INSTITUTE OF SPEECH AND HEARING,HEBBAL.	91
11.	09-02-2018	GEN. PUBLIC CAMP AT IPC, KARNATAKA STATE HEAD QUARTERS,ORGANISED BY LIONS CLUB.	71
12.	10-02-2018	GEN.PUBLIC CAMP AT HIDAYATHNAGAR,K.G.HALLI ORGANISED BY UNITED HUMAN TRUST.	46
13.	11-02-2018	GEN.PUBLIC CAMP AT GOVT. TELUGU SCHOOL, KONDAPPA LAYOUT, YELAHANKA OLD TOWN ORGANISED BY ROTARY CLUB.	52
14.	12-02-2018	REVA PU & DEGREE COLLEGE,CBI ROAD,GANGANAGAR.	95
15.	15-02-2018	MAHARANI COLLEGE OF SCIENCE FOR WOMEN, PALACE ROAD.	114
16.	15-02-2018	GEN.PUBLIC CAMP AT JAIN BHAVAN,VIJAYNAGAR ORGANISED BY KARNATAKA CANCER SOCIETY.	42
17.	17-02-2018	CHITRAKOOTA SCOOOL,KENGERI RING ROAD(FOR STAFF) ORGANISED BY KARNATAKA CANCER SOCIETY.	56
18.	19-02-2018	ORCHIDS PLAY HOME,CHOLANAGAR.	35
19.	24-02-2018	GOVT. URDU SCHOOL, D.J.HALLI, ORGANISED BY UNITED HUMAN TRUST.	335
20.	25-02-2018	ST.ALPHANSA CHURCH,SULTHANPALYA.	13
21.	25-02-2018	GEN. PUBLIC CAMP AT CANARA BANK COLONY,CHANDRA LAYOUT ORGANISED BY KARNATAKA CANCER SOCIETY.	52
22.	03-02-2018	INDIAN INSTITUTE OF SCIENCES,C.V.RAMAN ROAD ORGANISED BY KARNTAKA CANCER SOCIETY.	85
23.	04-03-2018	GEN. PUBLIC CAMP AT GOVT MODEL URDU PRIMARY SCHOOL,D.J.HALLI.	56

24.	08-03-2018	GEN.PUBLIC CAMP AT SINGANAYAGANAHALLI ORGANISED BY ROTARY CLUB IN VIEW OF INTERNATIONAL WOMEN'S DAY	62
25.	09-03-2018	SSR COLLEGE OF SCIENCE AND MANAGEMENT ,KYASANAHALLI (BLOOD DONATION &DENTAL CAMP)	56
26.	10-03-2018	SREE NARAYANA MISSION,ANNEPALYA	38

27.	13-03-2018	PRESIDENCY COLLEGE,KEMPAPURA ,HEBBAL	81
28.	15-03-2018	GUARDIAN PUBLIC SCHOOL ,R.T,NAGAR, ORGANISED BY BAWA FOUNDATION.	49
29.	17-03-2018	IIBS COLLEGE,MUTHUGADAHALLI,JALA HOBLI.	92
30.	20-03-2018	LAL BAHUDAR SHASTHRI GOVT. FIRST GRADE COLLEGE,DINNUR MAIN ROAD, R.T.NAGAR.	91
31.	24-03-2018	GEN. PUBLIC CAMP AT I-CARE FOUNDATION GOVINDPUR,ORGANISED BAWA FOUNDATION.	57
32.	24-03-2018	GEN. PUBLIC CAMP AT D.J.HALLI, ORGANISED BY UNITED HUMAN TRUST.	75
33.	25-03-2018	GEN.PUBLIC CAMP AT KAMALANAGAR,ORG BY LIONS CLUB	67
34.	04-04-2018	VETERINARY COLLEGE,HEBBAL.	42
35.	05-04-2018	SNEHA ORPHANAGE, HORAMAVU	16
36.	07-04-2018	ATRIA COLLEGE OF ENGINEERING,ANANDNAGAR. (WORLD HEALTH DAY)	41
37.	08-04-2018	ST.JUDE CHURCH,C.B.I ROAD,R.T.NAGAR	29
38.	13-04-2018	NIGHTINGLES ELDERS ENRICHMENT CENTER,KASTHURINAGAR.	52
39.	14-04-2018	GEN PUBLIC CAMP AT ZAM ZAM CONVENTIONAL HALL, FRAZER TOWN.	48
40.	17-04-2018	REVA UNIVERSITY,KATTIGENAHALLI	54
41.	01-05-2018	R.R.SUITINGS,KANAKANAGAR.(MAY DAY)	19
42.	05-05-2018	SIROYA ENVIRON APARTMENTS,CHOLANAGAR,HEBBAL	23
43.	11-05-2018	SREE RAMA OLD AGE HOME,MALLESHWARAM	17
44.	26-05-2018	KMS BETHEL MUSIC ACADEMY,NEW BEL ROAD	29
45.	30-05-2018	RAKSANA CHARITABLE TRUST,S.K.GARDEN,BENSON TOWN	33
46.	31-05-2018	SYA PU COLLEGE,BHOOPSANDRA (WORLD NO TOBACCO DAY)	139

LIST OF NUMBER OF PATIENTS TREATED IN DENTAL CAMPS FROM MAY 2017 TILL DEC 2017

SL NO.	DATE	DENTAL CAMP HELD	TREATMENT DONE
1	01/05/2017	GENERAL PUBLIC CAMP AT D J HALLI, ORGANISED BY LIONS CLUB	12
2.	04/05/2017	CHINNAPPA GARDEN, ORGANISED BY RAKSHANA CHARITABLE TRUST	09
3.	14/05/2017	GENERAL PUBLIC CAMP AT KARNATAKA STATE CONSTRUCTION WORKER'S CENTRAL UNION, HEGDE NAGAR, ORGANISED BY LION'S CLUB	23
4.	19/05/2017	MANYATA TECH PARK, HEBBAL, ORGANISED BY AVON	12
5.	20/05/2017	MAHILA DAKSHATHA SAMITHI, VIDYARANYAPURA	08
6.	10/06/2017	NOOR NURSING COLLEGE, BHOOPSANDRA	23
7.	11/07/2017	BANGALORE CITY COLLEGE, KALYANANGAR	29
8.	17/07/2017	FLORENCE NURSING AND PHYSIOTHERAPY COLLEGE, KALYANANAGAR	18
9.	21/07/2017	GENERAL PUBLIC CAMP AT KABIR COLLEGE, MATADAHALLI	23
10.	22/07/2017	GENERAL PUBLIC CAMP AT PRIMARY HEALTH CENTRE, CHOLANAGAR	10
11.	23/07/2017	GENERAL PUBLIC CAMP AT BBMP NURSERY SCHOOL, MARENAHALLI, JAYANAGAR 4 TH BLOCK.	09
12.	24/07/2017	GENERAL PUBLIC CAMP AT SINGABNAYAKANAHALLI ORGANISED BY ROTARY CLUB YELHANKA.	12
13.	27/07/2017	GENERAL PUBLIC CAMP AT SAI BABA TEMPLE, R.T.NAGAR	16
14.	30/07/2017	GENERAL PUBLIC CAMP AT BBMP HIGH SCHOOL ,BYRSANDRA, JAYANAGAR	25
15.	03/08/2017	GENERAL PUBLIC CAMP AT SAI BABA TEMPLE, R.T.NAGAR	08
16.	06/08/2017	GENERAL PUBLIC CAMP AT PHARAS MEHAK APARTMENTS, JAYANAGAR 9 TH BLOCK	12
17.	10/08/2017	GENERAL PUBLIC CAMP AT SAI BABA TEMPLE AT R.T.NAGAR.	11
18.	13/08/2017	GENERAL PUBLIC CAMP AT SWAMI NARAYAN MANDIR, RAJAJINAGAR ORGANISED BY LIONS CLUB, GREATER JNANABHARATHI.	18
19.	17/08/2017	GENERAL PUBLIC CAMP AT SAI BABA TEMPLE, R.T.NAGAR	11
20.	27/08/2017	GENERAL PUBLIC CAMP AT SRI GOKUL VIDYA MANDIR, J.P.NAGAR 1 ST PHASE	25
21.	01/09/2017	GENERAL PUBLIC CAMP AT MOHAN KUMAR NAGAR, NEAR J.P.PARK, MATHIKERE ORGANISED BY HELP AGE INDIA AND LIONS CLUB	21
22.	03/09/2017	GENERAL PUBLIC CAMP AT GOVERNMENT HIGH SCHOOL, JAYANAGAR.	09
23.	10/09/2017	GENERAL PUBLIC CAMP MD.E.MASJID, BANNERGHATA ROAD, GURAPPANPALYA.	26
24.	16/09/2017	GENERAL PUBLIC CAMP AT RAMANUJA SAMSKRUTHI BAHAVANA, MALLESHWARAM ORAGANISED BY PRAGATHI FOUNDATION AND LIONS CLUB.	16

25.	23/10/2017	GENERAL PUBLIC CAMP AT UNITED HUMAN TRUST,HIDAYATHNAGAR, K.G.HALLI ORGANISED BY BAWA FOUNDATION.	21
26.	26/09/2017	GENERAL PUBLIC CAMP AT GORGUNTEPALYA ORGANISED BY HELP AGE INDIA.	15
27.	28/09/2017	EAST WEST COLEGE OF ENGINEERING COLLEGE,YELAHANAKA	19
28.	07/10/2017	IMPACT COLLEGE OF ENGINEERING,SAHAKARANAGAR	12
29.	08/10/2017	GENERAL PUBLIC CAMP AT GOVERNMENT SCHOOL,DOLLARS COLONY ORGANISED BY SARVODAYA HELPING HANDS TRUST.	17
30	10/10/2017	KNN NURSING COLLEGE,YELAHANKA NEW TOWN	23
31	22/10/2027	GENERAL PUBLIC CAMP AT VIDHYASHREE SCHOOL,NAGASHETTYHALLI,ORGANISED BY SARVODAYA HELPING HANDS.	21
32.	28/10/2017	SRI VENKATESHWARA COLLEGE OF ENGINEERING,VIDYANAGAR ORGANISED BY LIONS CLUB.	16
33.	02/11/2017	GOVERNMENT FIRST GRADE COLLEGE,YELAHANKA NEW TOWN.	24
34.	04/11/2017	GENERAL PUBLIC CAMP AT SHAM'S SCHOOL,NAGAWARA ORGANISED BY BAWA FOUNDATION.	10
35.	09/11/2017	OCEAN NURSING COLLEGE,HEGDENAGAR MAIN ROAD,RACHENAHALLI VILLAGE	36
36.	12/11/2017	GENERAL PUBLIC CAMP AT ST.XAVIER'S CHURCH,ORGANISED BY KARNATAKA CANCER SOCIETY.	24
37.	19/11/2017	GENERAL PUBLIC CAMP AT KARITHIMARAYA SWAMY HIGH SCHOOL,T.BEGUR,NELAMANGALA ,ORGANISED BY PEPSICO INDIA	26
38.	22/11/2017	DAIRY SCIENCE COLLEGE,HEBBAL.	35
39.	23/11/2017	GENERAL PUBLIC CAMP AT SAPTHAGIRI CONVENTIONAL HALL,KODIGEHALLI ORGANISED BY SRAVODAYA HELPING HANDS TRUST.	24
40.	25/11/2017	MOUNT CARMEL COLLEGE,VASANTHAGAR.	13
41.	26/11/2017	GENERAL PUBLIC CAMP AT DEVASNADRA,K.R.PURAM ORGANISED BY BAWA FOUNDATION .	21
42.	03/12/2017	GENERAL PUBLIC CAMP AT B.K NAGAR, YESHWNTHPUR ORGANISED BY LIONS CLUB	36
43	16/12/2017	GENERAL PUBLIC CAMP AT ITTIGE FACTORY ,YELAHANKA ORGANISED BY BAWA FOUNDATION	13
44	17/12/2017	GENERAL PUBLIC CAMP AT SUMANGALI SEVASHRAM ,CHOLANAGAR ORGANISED BY LIONS CLUB	27
45	18/12/2017	GENERAL PUBLIC CAMP AT SINGANAYAGANAHALLI ,ORGANISED BY ROTARY CLUB	16
46	21/12/2017	KARNATAKA COLLEGE OF PHARMACY ,YELAHANKA	28
47	25/12/2017	GENERAL PUBLIC CAMP AT SRI LAKSHMI VENKATESHWARA KALYANA MANTAPA ,MATTIKERE ORGANISED BY LIONS CLUB	36
48	27/12/2017	VATHSALYA CHARITABLE TRUST ,KALYANNAGAR (ORPHANAGE)	11
49	28/12/2017	GENERAL PUBLIC CAMP AT DR ANNIE BESANT SCOUTS AND GUIDES STATE TRAINIG AND CAMPING CENTER ,DODDABALLAPUR	13

LIST OF NUMBER OF PATIENT TREATED IN DENTAL CAMPS-2018 FROM JAN 2018 TILL MAY2018

SL NO.	DATE	DENTAL CAMP HELD	TREATMENT DONE
1.	13-01-2018	IIBS COLLEGE OF MANAGEMENT,KANAKANAGAR.	17
2.	18-01-2018	FEDERAL MOGHAL POWERTRAIN,YELAHANKA	29
3.	20-01-2018	KARNATAKA PRISON(CENTRAL JAIL),PARAPANNA AGRAHARA,ORGANISED BY BAWA FOUNDATION,(FOR JAIL INMATES).	23
4.	27-01-2018	REVA UNIVERSITY,KATTIGENAHALLI,BAGALUR CROSS,YELAHANKA	20
5.	05-02-2018	SAMVAD INSTITUTE OF SPEECH AND HEARING,HEBBAL	35
6.	09-02-2018	GEN. PUBLIC CAMP AT IPC,KARNATAKA STATE HEAD QUARTERS,HORAMAVU AGARA ORGANISED BY LIONS CLUB.	27
7.	11-02-2018	GEN. PUBLIC CAMP AT GOVT TELUGU SCHOOL,KONDAPPA LAYOUT,YELAHANKA ORGANISED BY ROTARY CLUB.	20
8.	12-02-2018	REVA PU & DEGREE COLLEGE,CBI ROAD,GANGANAGAR.	37
9.	15-02-2018	MAHARANI COLLEGE OF SCIENCE FOR WOMEN,PALACE ROAD.	49
10.	24-02-2018	GOVERNMENT URDU SCHOOL,D.J.HALLI ORGANISED BY UNITED HUMAN TRUST.	12
11.	25-02-2018	ST.ALPHONSA FORANE CHURCH,SULTHANPALYA.	05
12.	03-03-2018	INDIAN INSTITUTE OF SCIENCE,C.V.RAMAN ROAD.BY KARNATAKA CANCER SOCIETY	33
13.	04-03-2018	GEN.PUBLIC CAMP AT GOVT URDU PRIMARY MODEL SCHOOL,D.J.HALLI BY BAWA FOUNDATION	21
14.	08-03-2018	GEN.PUBLIC CAMP AT SINGANAYAKANAHALLI BY ROTARY CLUB	21
15.	09-03-2018	SSR COLLEGE OF MANAGEMENT,KYASANAHALLI	17
16.	10-03-2018	SREE NARAYANA MISSION,ANNAPALYA	18

17.	13-03-2018	PRESIDENCY COLLEGE ,KEMPAPURA,HEBBAL.	29
18.	17-03-2018	IIBS COLLEGE,MUTHUGADAHALLI,JALA HOBLI.	32
19.	20-03-2018	LAL BAHADUR SHASTRI GOVT. FIRST GRADE COLLEGE,DINNUR MAIN ROAD, R.T.NAGAR	36
20.	24-03-2018	GEN. PUBLIC CAMP AT I-CARE FOUNDATION, GOVINDPUR ORGANISED BY BAW FOUNDMATION.	14
21.	25-03-2018	GEN. PUBLIC CAMP AT KAMALANAGAR,ORGANISED BY LIONS CLUB.	30
22.	04-04-2018	KARNATAKA VETERINARY ANIMAL AND FISHERIES SCIENCES UNIVERSITY,HEBBAL	18
23.	07-04-2018	ATRIA COLLEGE OF ENGINEERING,ANANDNAGAR	46
24.	08-04-2018	ST.JUDE CHURCH,CBI ROAD,R.T.NAGAR	11
25.	14-04-2018	GEN.PUBLIC CAMP AT ZAM ZAM CONVENTIONAL HALL,NAGAWARA	12
26.	17-04-2018	REVA UNIVERSITY,KATTIGENAHALLI,YELAHANKA	17
27.	01-05-2018	R.R.SUITINGS AND PVT LTD.KANAKANAGAR MAY DAY	07
28.	05-05-2018	SIROYA APARTMENTS,CHOLANAGAR,HEBBAL.	09
29.	26-05-2018	BETHEL SCHOOL OF MUSIC,NEW BEL ROAD	10

LIST OF DENTAL CAMPS CONDUCTED FROM MAY 2017 TILL DEC 2017

TOTAL NO OF DENTAL CAMPS:78

Month/Year	Number of Camps held
May 2017	05
June 2017	06
July 2017	12
August 2017	11
September 2017	11
October 2017	12
November 2017	12
December 2017	09

LIST OF DENTAL CAMPS CONDUCTED IN THE YEAR 2018 FROM JAN 2018 TILL MAY2018

TOTAL NO OF DENTAL CAMPS: 46

Month/Year	Number of Camps held
January 2018	09
February 2018	12
March 2018	12
April 2018	07
May 2018	06

The events conducted from the Department of Public Health Dentistry from May 2017 till December 2017.

- ❖ The students and staff from the Department of Public Health Dentistry actively participated in the **National Pulse Polio Immunization Programme** in association with BBMP Munnireddypalya in the month of April-May 2017 as part of **NSS** activity.
- ❖ Dental camp was conducted by the department of Public Health Dentistry in DJ Halli in association with Lions Club and Labourers association on May 1st, 2017 in view of **May Day**.
- ❖ **World No Tobacco Day** was celebrated by the Department of Public Health Dentistry based on the theme-‘Tobacco-A threat to life’ on May 22nd, 30th and 31st, 2017. A **PowerPoint presentation** was delivered and a **short movie** too was screened for the engineering students of Rajiv Gandhi Institute of Technology made by our interns. We had a **No Tobacco rally** in the village of Singanayakanahalli, wherein placards were displayed and anti- tobacco slogans were delivered. **Two Socio dramas/ role plays** were presented by our interns in our rural satellite centre, Singhanayakanahalli, both in Kannada and Hindi for the patients gathered. Two Socio dramas/ role plays were presented by our interns in Kannada & Hindi for the patients in our urban satellite centre, Munnireddypalya BBMP Health Clinic.

The short movie too was screened for the students, postgraduates and staff of our college. Theme based banners, charts and posters made by our interns were displayed to celebrate the event.

- ❖ **World environment Day** was celebrated on 12th June, 2017 by the Department of Public Health Dentistry at Kuppuraju School, Cholanagar wherein saplings were planted and awareness was created among the children through charts and posters.
- ❖ **Oral Hygiene Day** was celebrated by the Department of Public Health Dentistry on August 1st, 2017 at Greater Hope International Organisation and on August 12th, 2017 at Abhilashrayam Orphanage. Oral Health screening and oral health promotion was rendered through models and posters. Tooth brushes and tooth pastes were distributed.
- ❖ **Oral health promotion programme** was conducted by the Department of Public Health Dentistry on August 11th, 2017 at Government Primary School; Cholanagar. Tooth brushing techniques were demonstrated using models and oral health awareness was created among the school children.
- ❖ **National Tooth brushing Day** was celebrated on November 7th, 2017 by the Department of Public Health Dentistry. Oral health check-up was done for all the school children at Government Primary School, Hebbal and tooth pastes and tooth brushes were distributed to all along with health education through handmade posters, charts and models.

The events conducted from the Department of Public Health Dentistry in 2018

Dental camp was conducted by the Department of Public Health Dentistry at Swami Vivekananda Government School, Kodigehalli on January 12th, 2018 in view of **National Youth Day**.

- ❖ The students, interns and staff from the Department of Public Health Dentistry actively participated in the **National Pulse Polio Immunization Programme** in association with BBMP Munnireddypalya in the month of January-March 2018 as part of **NSS** activity.
- ❖ Dental camp was conducted by the Department of Public Health Dentistry in view of **International Women's Day** on March 8th, 2018 at Singanayakanahalli in association with Rotary Club, Yelahanka.
- ❖ **Blood Donation camp** was conducted by the Department of Public Health Dentistry on March 9th, 2018 in association with SSR College of Management & Jeevaraksha Voluntary Blood Bank as part of **NSS** activity.
- ❖ **World Health Day** was celebrated on April 7th 2018 by the Department of Public Health Dentistry. A power point presentation and a sociodrama in Kannada was organised based on the theme '**Universal Health Coverage, Everyone, Everywhere**' for the interns.

Dental camp too was conducted at Atria College of Engineering, Anandnagar and free toothpastes and mouthwashes were distributed.

- ❖ In view of **May Day** a Dental Camp was conducted by Department of Public Health Dentistry on May 1st 2018 to the labourers at R.R. Suitings & Pvt Ltd, Kankanagar (Garment Factory).
- ❖ In view of **World No Tobacco Day**, May 31st 2018, a **short film** was projected at SYA PU college on the adverse effects of tobacco on health and a Kannada **sociodrama** was enacted by

interns at BBMP Maternity Hospital,MR Palya & Ganganagar. The theme 2018 'Tobacco & Heart disease was reinforced to the general public.

OTHERS:

- ✓ **Satellite clinics** in **BBMP** Munnireddypalya & Ganganagar (**Urban**) and in Singanayanahalli (**Rural**) are functioning through the Department of Public Health Dentistry.
- ✓ **Mou's** with Karnataka Cancer Society, Bawa Foundation, Kuntigrama slum, Singanayakanahalli, Honenahalli and Mylapanahalli villages, Swami Vivekananda Government school and Imdad E Nisa Old Age Home and BBMP Ganganagar & Munnireddypalya. Associations exist with Lions Club, Rotary Club, Sarvodaya Helping Hands, Islamic Information Centre etc.
- ✓ **The museum** of Department of Public Health Dentistry has a consistent increase in a versatile collection of IEC material to render oral health awareness to the general public and target population.

STAFF	PLACE	PROGRAMME	DATE
Dr. Navya Shetty	Bangalore	1 st Global Dental Implant Symposium	4 th FEB 2018

AK Shetty
DEPARTMENT OF PUBLIC HEALTH DENTISTRY
SRI RAJIV GANDHI COLLEGE OF DENTAL SCIENCES
CHOLANAGAR, BANGALORE - 32

DEPARTMENT OF CONSERVATIVE DENTISTRY AND ENDODONTICS

**SRI RAJIV GANDHI COLLEGE OF DENTAL SCIENCES AND HOSPITAL,
BANGALORE**

JUNE 2017 TO MAY 2018

1. Participation in Conferences/ Conventions / CDE programs :

Staff name

Conference

Dr. Kusum Valli S - 19th Scientific Congress of Asian Pacific Endodontic
Confederation 2017 April IACDE & IES PG Convention
In Delhi.

2. Paper presentation in Conferences :

Dr.Kusum Valli S

Presented paper on Clinical evaluation of Biodentin : its Efficacy in the management of deep dental caries

3. Resource person :

Dr.Kusum Valli S

Chair-person for scientific paper presentation at 19th Scientific Congress of Asian Pacific Endodontic
Conference 2017 & 18th IES PG Convention.

Dr.Shiraz Pasha

Resource Person for CDE program “ Clinical Dentistry Update” by Karnataka Modern Dentist
Association on 27th August 2017.

4. Examination/ Evaluation reforms :

MDS Mock theory and Practical exams conducted with External Examiners- Dr. Prasanna Latha from Sri
Krishnadevaraya Dental College, Bangalore.

Dr.Kusum Valli S was invited as External Examiner for MDS Final Examination at Mars Baselious
Dental College conducted by KUHS.

Dr.Shiraz Pasha was invited as External Examiner for BDS second year Pre-Clinical Operative
Examination at M.S.Ramiah Dental College, Bangalore.

5. Staff training by University : None

6. Workshops Conducted :

Cons- Endo week was conducted in March 2017 as follows :

<u>Sl.No</u>	<u>Date</u>	<u>Events</u>	<u>Details</u>
1	8th March	Workshop on Access for Success	Lecture and Hands on access opening by Dr.Abhinav Diwan and Dr.Deepak. All the interns actively participated the event.
2	9th March	Case Presentation	Case Presentation on special cases were done by the staff and PG students of Department of Conservative Dentistry and Endodontics for interns conducted by Dr.Shiraz Pasha and Dr. Abdul Bari
3	9 th March	Videos and Short Films	Short Videos and Films on Patient education were presented by interns. The theme was- “Save a tooth “ conducted by Dr. Madhuri and Dr.Geeta
4	10th March	Rotary Endo	Lecture and hands on on Rotary Endodontics by Dr.Kusum Valli.S to the staff and PG students of Department of Pedodontics.
5	10 th March	Design and Craft Work	Design and Craft work with waste materials related to dentistry like typhos, POP ,used casts etc. Interns participated in the events enthusiastically conducted by Dr. Deepak and Dr. Madhuri.
6	27 th March	Inter college	A debate competition on COMPOSITES vs

		Debate Competition	AMALGAM was conducted. Participants of the events were interns from different dental colleges in and around Bangalore conducted by Dr. Shiraz, Dr. Madhuri and Dr. Abdul Bari.
--	--	-----------------------	--

7. Workshop Attended :

Dr.Kusum Valli. S

- Attended “ Magnification in Dentistry with ZEISS EyeMag Medical Loupe and Microscope” at Carl Zeiss India, Bangalore on 20th February 2018.

Dr.Shiraz Pasha

- Attended “ Magnification in Dentistry with ZEISS EyeMag Medical Loupe and Microscope” at Carl Zeiss India, Bangalore on 20th February 2018.
- Attended “ Management of Severe Curvatures and complex Anatomy : A new approach “ by Dr. Antonis Chaniotis on 29th Jan 2018

Dr. Deepak Choudary

- Attended “ Magnification in Dentistry with ZEISS EyeMag Medical Loupe and Microscope” at Carl Zeiss India, Bangalore on 20th February 2018.

8.Major Projects :

<u>SL.NO</u>	<u>Project</u>	<u>Name of PG Student</u>	<u>Name of PG Guide</u>	<u>Status</u>
1	Effectiveness of different irrigation techniques on smear layer removal	Dr.Dilshad	Dr. Abhinav Diwan	Ongoing
2	A Comparative Evaluation of the effect of instrumentation sequence on canal transportation , centering ability, remaining dentin thickness and cyclic fatigue resistance of neolix neo NiTi Single file rotary system- An In-vitro study.	Dr.Nisha	Dr.Abhinav Diwan	Ongoing
3	CBCT Evaluation of remaining dentin thickness after completion of Biomechanical preparation with fifth generation rotary files and all ceramic crown preparation- an in vivo study	Dr..Chutti	Dr.Kusum Valli S	Ongoing
4	A Novel approach in removing smear layer from the apical third of root canal system	Dr.Shilpa	Dr.Shiraz Pasha	Ongoing

5	Evaluating the sealing ability of totalfill BC scaler, biooroot Rcs and Sealapex in oval canals- A CBCT study	Dr.Anju Ann Chacko	Dr. Kusum Valli S	Ongoing
---	---	--------------------	-------------------	---------

9. Collaborations/ linkages :

<u>SL.NO</u>	<u>Project</u>	<u>Name of PG Student</u>	<u>Collaborating Agency/ Institute</u>
1	Effectiveness of different irrigation techniques on smear layer removal	Dr.Dilshad	Analytical Research and Metallurgical Laboratories Pvt Limited (ARML), Electronic city, Bangalore.
2	A Comparative Evaluation of the effect of instrumentation sequence on canal transportation , centering ability, remaining dentin thickness and cyclic fatigue resistance of neolix neo NiTi Single file rotary system- An In-vitro study.	Dr.Nisha	M.S.Ramaiah Dental College and Hospital, Bangalore.
3	CBCT Evaluation of remaining dentin thickness after completion of Biomechanical preparation with fifth generation rotary files and all ceramic crown	Dr..Chutti	M.S.Ramiah Dental College and Hospital, Bangalore

	preparation- an in vivo study		
4	A Novel approach in removing smear layer from the apical third of root canal system	Dr.Shilpa	Analytical Research and Metallurgical Laboratories Pvt Limited (ARML), Electronic city, Bangalore
5	Evaluating the sealing ability of totalfill BC scaler, Prioroot Rcs and Sealapex in oval canals- A CBCT study	Dr.Anju Ann Chacko	M.S . Ramaiah Dental College and Hospital, Bangalore.

10. Patents : The department of Oral and Maxillofacial Surgery in collaboration with the Department of Conservative Dentistry and Endodontics had designed a unique autotransplantation unit and filed for patenting under the heading of "Ex situ tooth manipulation apparatus". The patent pending application is under scrutiny and examination. The examination report from the patent office is expected within the next three to four years following which clarifications for the queries raised by the patent office would be sent. The official journal of the patent office had published this patent as pending in their issue 39/2017 dated 29th september 2017.**11. Awards:** Dr. Dilshad Cawas Motishaw secured Prize for the “ Best Oral Paper Presentation “ on ‘ A Comparative evaluation of antibacterial activity and fluoride release of Glass

Ionomer Cement and

Content N ; an alkasite restorative material- an-invo study at the 32nd IACDE and 25th IES National Conference Ahmedabad on 23rd to 26th November 2017. 12. Miscellaneous :

- Dr. Abdul Bari has completed skill enhancement course on Implantology for Fellowship from International Congress of oral Implantology- ICOI-USA.
- Dr. Abdul Bari had also completed special course on Facial Aesthetics and got awarded Fellowship in Medical Cosmetology from University of Greifswald, Germany.

PROFESSOR & HOD,
Dept. of Conservative Dentistry Endo
Sri Rajiv Gandhi College of Dental Sur
Ch. Lal Bahadur, BANGALORE - 560 012

DEPARTMENT OF ORTHODONTICS

1. CONFERENCE/PROGRAMDETAILS

SL NO.	CONFERENCE/PROGRAMDETAILS	PARTICIPANTS NAME
1	Zonal convention conducted at SDM Dharwad ,Aug-11 th -12 th ,2017	Dr Swetha Dr Anu Mary Dr Zara
2	Prologue 2017 orientation program for MDS course conducted by RGUHS, August 7 th - 9 th 2017	Dr Janis Dr Eram
3	52 ND IOS NATIONAL CONFRENCE JAIPUR 17 TH -19 TH NOV 2017	Dr Swetha Dr Anu Mary Dr Zara Dr Janis Dr Eram
4	22 ND IOS PG CONVENTION HELD AT D Y PATIL SCHOOL OF DENTISTRY, NERUL, NAVI MUMBAI	Dr Swetha Dr Anu Mary Dr Zara Dr Janis Dr Eram
5.	Rapid Orthodontic accelerated Review Savitha Dental college, Chennai. Jan 4 th -8 th ,2018	Dr Amrita Dr Thabet Dr Hasti
6	CDE programme and workshop on 3D CBCT machine	Dr Rajesh Dr Rahim Dr Sowmya Dr Swati Dr Raghavendra Dr Amrita Dr Thabet Dr Hasti Dr Swetha Dr Anu Mary Dr Zara Dr Janis Dr Eram
7	Lecture and demo conducted on aligners and oral scanning, SRGCDS, June 2018	Dr Rajesh Dr Sowmya Dr Swati Dr Amrita Dr Thabet Dr Hasti Dr Swetha Dr Anu Mary Dr Zara

		Dr Janis Dr Eram Dr Navyashree Dr Vijay Dr Subin
--	--	--

2. Paper Presentations

1. Students presentation at 22nd IOS National convention , D Y Patil School Of Dentistry, Nerul, Navi Mumbai.

Paper Presentation:

1. Dr. Swetha , Dept of orthodontics delivered a paper presentation on the topic of Study of correlation between the angle and facial growth pattern in 22nd IOS National convention , Navi Mumbai.

Poster presentation:

1. DR ANU MARY – Mechanism of Fixed Functional Appliance
2. DR ZARA – Tip Edge Plus Mechanics
3. DR ERAM – Problem To Watch For In Growing Children
4. DR JANIS – Lasers In Orthodontics

2. Students presentation at 52ND IOS NATIONAL CONFERENCE JAIPUR 17TH -19TH NOV 2017

Poster presentation:

1. DR ZARA- Nano Orthodontics Revolutionizing future of orthodontics
2. DR ANU MARY – Biomechanics Of Intrusion Arches
3. DR SWETHA- Disimpaction Of Third Molars

3. Students presentation at Zonal convention conducted at SDM Dharwad, Aug-11th -12th, 2017

Poster presentation:

1. DR ANU MARY- Lingual Orthodontics
 2. DR SWETHA –Maturity Indicator Pyramid
 3. DR ZARA - surgery first approach- speedy solution to complex skeletal problem
3. RESOURCES PRESENTATION –NIL
4. EXAMINATION OR EVALUATION REFORMS INITIATED

MDS Theory And Practical Exam will be conducted with an external assessment examiner, Dr. Vijay Reddy, Dr. Madhusudhan and Dr. Raghunandan; from various esteemed institution in the year June 2018

5. STAFF TRAINING BY UNIVERSITY – NIL

6. STAF TRAINING BY OTHER UNIVERSITY – NIL

7. WORKSHOPS ATTENDED – CPR, AED, IM, IV AT NIGHTANGLES MEDICAL TRUST HELD ON 10TH NOV 2017

Students

1. DR JANIS
2. DR ERAM

8. DETAILS REGARDING PROJECT DETAILS

SL NO	PROJECT DETAILS INCLUDING TOPIC AND INVESTIGATORS NAME	COMPLETED/ONGOING /ACCEPTED
1	EVALUATION OF EFFECTS OF ULTRA VIOLET PHOTO FUNCTIONALISATION ON SURFACE CARBON CONTENT AND TORSIONAL STRENGTH OF DIFFERENT ORTHODONTIC MINI IMPLANTS AN IN VITRO STUDY. DR.HASTI (3RDYEAR MDS)	COMPLETED
2-	COMPARITIVE EVALUATION OF FRICTIONAL RESISTANCE BEYOND CRITICAL SLOPE ANGLE AMONG DIFFERENT SELF LIGATING BRACKETS AND WIRES. DR AMRITA SIDHU (3 RD YEAR MDS)	COMPLETED
3	ENAMEL CRACKS AND SURFACE ROUGHNESS AFTER DEBONDING OF DIFFERENT TYPES OF CERAMIC BRACKETS (POLYCRYSTALLINE). DR THABET MOHAMMED (3 RD YEAR MDS)	COMPLETED
4	QUANTITATIVLY ASSESING ABSLOUTE ANCHORAGE VALUE OF MINI IMPLANTS IN CORELATION WITH INSERTION ANGLE -DR SWETHA (2 ND MDS)	ONGOING
5	DEBONDING FORCEAND DEFORMATION OF 4 DIFFERENT BONDED LINGUALRETAINER WIRES -DR ANU MARY (2ND MDS)	ONGOING
6	COMPARISION OF SURFACE ROUGHNESS CRACKS ANDADHESIVE REMANANTS ON PORCLAIN AFTER DEBONDING OF CERAMIC BRACKETS AND SURFACE TREATMENT WITH DIFFERENT METHODS -DR ZARA (2NDMDS)	ONGOING
7	EVALUATION OF FRONTAL SINUS MORPHOLOGY IN DIFFERENT CRANIO FACIAL PATTERNS AND ITS RELAIABLITY AS AN INDICATOR FOR MANDIBULAR GROWTH -DR JANIS SHAJAN-(1 ST MDS)	ONGOING
8	COMPARATIVE EVALUATION OF FORCE DELIVERY PROPERTIES AND FRACTURE RESISTANCE OF CLEAR ORTHODONTIC ALIGNERS DR ERAM	ONGOING

9. RESEARCH PUBLICATIONS - NIL

10. IMPACT FACTOR OF PUBLICATIONS

The Publication – “Space Closure with Loop Mechanics for Treatment of Bimaxillary Protrusion: A Case Report” has received 1 citations in 2017-18 in renowned journal.

The Publication – “Effect of Self-etch Primer-adhesive and Conventional Adhesive Systems on the Shear Bond Strength and Bond Failure of Orthodontic Brackets: A Comparative Study.” has received 4 citations in 2017-18 in renowned journal.

The Publication - “Correction of Deep Bite with a Functional Trainer” has received 1 citations in 2017-18 in renowned journal.

The Publication - “comparison of reproducibility of natural head position using two methods ” has received 2 citations in 2017-18 in renowned journal.

The Publication - “Management of Oro-Nasal Fistula Using Andrew’s Bridge: A Case Report” has received 2 citations in 2017-18 in renowned journal.

The Publication - “Comparison of Frictional Forces Generated by a New Ceramic Bracket with the Conventional Brackets using Unconventional and Conventional Ligation System and the Self-ligating Brackets: An In Vitro Study” has received 3 citations in 2017-18 in renowned journal.

The Publication - “Golden proportion: A review” has received 3 citations in 2017-18 in renowned journal.

11. RESEARCH FUNDS SANCTIONED - NIL

12. NUMBERS OF BOOKS PUBLISHED – NIL

13. NUMBER OF COLLABORATON

SL.NO.	PROJECT DETAILS WITH INVESTIGATORS NAME	COLLABORATING AGENCY
1.	Evaluation of effects of ultraviolet photofunctionalization on surface carbon content and torsional strength of different orthodontic mini-implants an in-vitro study. Dr Hasti Almasi	Indian institute of Science
2.	Comparitive evaluation of frictional resistance beyond critical slope angle among different self ligating brackets and wires -an invitro study. Dr Amrita Sidhu	Indian institute of Science
3.	Enamel Cracks and surface roughness after debonding of different types of ceramic brackets (polycrystalline) invitro study, by Dr Thabet Mohammed	Indian institute of Science
4.	Quantitativly Assesing Absloute Anchorage Value Of Mini Implants In Corelation With Insertion Angle -Dr Swetha (2 nd Mds)	Indian institute of Science
5.	Debonding Forceand Deformation Of 4 Different Bonded Lingualretainer Wires -Dr Anu Mary (2nd MDS)	Indian institute of Science
6.	Comparision Of Surface Roughness Cracks Andadhesive Remanants On Porcelain After Debonding Of Ceramic Brackets And Surface Treatment With Different Methods. Dr Zara (2 nd MDS)	Indian institute of Science
7.	Evaluation of frontal sinus morphology in different cranio facial patterns and its relaiablity as an indicator for mandibular growth. Dr Janis Shajan- (1 st MDS)	SRGCDS
8.	Comparative evaluation of force delivery properties and fracture resistance of clear orthodontic aligners. Dr. Eram (1 st MDS)	Indian institute of Science

14. AWARDS /RECOGNISATION RECEIVED BY THE FACULATY AND RESEARCH FELLOWS

1. Dr. Anu Mary Chacko won 3 prize certificate in Typhodont Wire Bending during the National Integrated Typhodont Workshop held on 3rd, 4th & 5th Oct 2017, conducted by Department Of Orthodontics Faculty Of Dental Sciences At Ramaiah University Of Applied Science

FIRST BEST PRACTICE

TITLE OF THE PRACTICE:


Administrative reforms for overall development of oral and maxillofacial surgery postgraduates.

OBJECTIVES:

- 1)To develop postgraduate professionals in oral and maxillofacial surgery who can earn their livelihood as consultant oral and maxillofacial surgeons and who can address the unmet oral and maxillofacial surgical treatment needs of the population
- 2)To develop postgraduate professionals in oral and maxillofacial surgery who are inclined to publish articles keeping the motto "Publish or Perish" and develop innovative cost effective alternatives for the larger benefit of the patients
- 3)To develop postgraduate professionals in oral and maxillofacial surgery who are academically sound keeping in mind the philosophy of "What the mind does not know the eyes cant see"

CONTEXT:

The curriculum of the department adheres to guidelines laid down by the Dental Council of India and Rajeev Gandhi University of Health Sciences. In addition certain changes have been incorporated keeping in mind the requirements of the society, aspirations of fresh oral and maxillofacial surgery professionals, expectations of medical and dental healthcare professionals from oral and maxillofacial surgeons and patient expectations. A series of administrative reforms were initiated in the first quarter of 2016 to achieve multiple goals


PROF & HOD
Dept of Orthodontics
Sri Rajiv Gandhi College of Dental Sciences
R.T. Nagar Post, Bangalore-32.

1) PUBLICATIONS: The postgraduate students have been instructed to keep a target of four publications per student in order to stimulate interest to publish articles . A solid foundation in postgraduation can serve as a good stepping stone to publish articles in their lifetime.

2) PATENTS:A patent developed in association with department of endodontics in the name of postgraduates from oral and maxillofacial surgery and endodontics has served as an inspiration to other junior postgraduates to develop new patents

3) HANDS ON: An internal survey was commissioned in December 2015 AND January 2016 to evaluate the requirements of oral and maxillofacial surgeons as evaluated by 1) Fresh oral and maxillofacial surgeons

2) Medical and Dental Healthcare professionals 3) Laypersons 4) Patients

4) Visit to HBO centre: The visit to HBO centre of Institute of Aerospace Medicine of the Indian Airforce had twin objectives of learning about the scientific aspects of Hyperbaric Oxygen and instilling a sense of patriotism

5) Oral and maxillofacial surgeon's day: Extensive awareness about the role of oral and maxillofacial surgeon in society has been initiated in north Bangalore area.

6) Peripheral postings exam: Students of oral and maxillofacial surgery spend close to seven months in peripheral postings .An examination was initiated to evaluate the benefits of the peripheral postings.

7) Weekly examination: Examgoing students were asked to appear for weekly examination held consecutively for 13 weeks apart from the regular requirements in the course.

EVIDENCE OF SUCCESS:

There has been a perceptible improvement in key performance indicators such as patent in the name of postgraduate, university examination ranks, prizes won in national and state level speciality conferences, selection of paper in best prize paper category, feedback from the alumni about the utility of hands on approach, published papers and the positions held by the alumni.

PUBLICATIONS: About 21 publications with postgraduate students as coauthor has been achieved. Twenty three publications have been submitted for publication and should be published latest by early 2019.

PATENTS: One patent has been published by journal of patent office. Three more patents are in the pipeline

HANDS ON TRAINING: The lack of adequate HANDS ON TRAINING has been a bane of oral and maxillofacial surgery postgraduate training programmes. An ambitious plan was launched to ensure that a postgraduate of oral and maxillofacial surgery of our department can get adequate training in all aspects of oral and maxillofacial surgery. They are also encouraged to pursue fellowship in Oncosurgery. .Any postgraduate with a special interest in cleft lip and palate can pursue fellowship. Training in trauma, orthognathic surgery and implantology including adjunctive procedures have been incorporated such that a postgraduate student passing out can directle practice these surgeries or can work in association with other colleagues. The goal is to ensure that precious time and financial resources need not be used up after the MDS Programme. At the same time they are also encouraged to pursue fellowship in Oncosurgery to make them confident in all aspects of oral and maxillofacial surgery.Special emphasis has been laid on eight approaches to manage maxillofacial trauma ,rigid fixation and osteotomies in orthognathic surgery, incision and drainage skills in all areas of the maxillofacial region and placement of implants in difficult situations such as inadequate height and width. And management of TMJ ankyloses.The postgraduate has been given full hands on training except for extremely crucial situations such as submental intubation and release of ankylotic mass.

Visit to HBO centre: The visit has been an eyeopener for role of oral and maxillofacial surgeon in defence services.

Oral and maxillofacial surgeon's day: Preventive aspects of Oral and Maxillofacial surgery have been made a part of the training programme. The Postgraduate students have been consent and ethics.

Peripheral postings exam: The knowledge of subjects such as general medicine, general surgery, anaesthesiology, ENT, Orthopaedics, Ophthalmology, Emergency Medicine and Casualty care, Oncosurgery and Cleft Lip and Palate surgery has improved exponentially after this initiative.

Weekly examination: The total theory marks obtained in the last three annual MDS Examinations have ranged from 178 to 204 out of 300 comparable with the best institutions in Karnataka.

PROBLEMS ENCOUNTERED AND RESOURCES REQUIRED:

- 1) Medical college attachment can improve the knowledge of perioperative care for the postgraduate student
- 2) High end craniofacial surgery, skull base surgery and vascular Malformations is an area of improvement.
- 3) The long waiting period required to publish articles and inability to finish it within the course
- 4) Training the student with adequate theoretical knowledge before providing adequate hands on training

SECOND BEST PRACTICE

TITLE OF THE PRACTICE:

Institution as REFERRAL CENTRE for patients from West Bengal and other Central and Eastern Indian states

OBJECTIVES:

To render speciality surgical treatment to underserved areas of India

CONTEXT:

Bangalore has developed as healthcare hub. Large number of patients from Central India, Eastern India and neighboring countries seek treatment in Bangalore and rest of Karnataka.

PRACTICE:

Patients have been treated from West Bengal in our institution from 2011. The patients have not been able to afford exorbitant treatment costs in their native states and in some instances due to lack of facility. Treatment has been rendered in our hospital or in attached hospital. Several surgeries were sponsored by the chairman of our institution. This has helped us to gain the trust of patients from central and eastern India in general and West Bengal in particular.

EVIDENCE OF SUCCESS:

A total of 175 patients have been treated in the department of oral and maxillofacial surgery. The treatment rendered include management of post traumatic facial deformities, Oncosurgery, Pathology, TMJ Ankylosis and Orthognathic surgery.

PROBLEMS ENCOUNTERED AND RESOURCES REQUIRED:

Follow up has been extremely difficult although the advent of WhatsApp has come as a telemedicine solution.

Developing a network of doctors specific to areas in Eastern India has been a challenge.

STUDENTS FEEDBACK

FIGURES IN ROW						
%						
06-overall rating of program by students – interns-2017-18	0- no answer	1- unsatisfactory	2- satisfactory	3- good	4- very good	total
item	%	%	%	%	%	%
Q1.Course content		4.1	8.3	79.4	8.2	100
Q2.utility of teaching materials		7.1	34.9	52.9	5.1	100
Q3.timely bound completion of portions		5.1	43.9	44.9	6.2	100
Q4.usefulness of program in teaching clinical skill		19.4	33.7	40.8	6.1	100
Q5.fareness of evaluation		29.6	39.8	26.5	4.1	100
Q6.interaction with faculty		28.6	39.8	23.5	8.2	100
Q7 interaction with administration		49	29.6	15.3	6.1	100
Q8 library facilities		22.4	21.4	48.0	8.2	100
Q9 . computer facilities	2.0	59.2	21.4	11.2	6.1	100
Q10.hostel facilities	2.0	40.8	37.8	17.3	2.0	100
Q11.extra curricular activities		46.9	32.7	18.4	2.0	100
Q12.sports facilities		31.0	50.6	18.4		100

PATIENT FEEDBACK

FIGURES IN ROW %					
07-SERVICES FEEDBACKBY PATIENT - 2017-18	0—no answer	1-unsatisfactory	2-satisfactory	3-good	4-very good
QUESTIONS	%	%	%	%	%
Q1.registration counter staff behavior		1.3	5.1	75.4	18.2
Q2-direction boards to different section	1.3		17.7	50.3	30.8
Q3-Help Desk	1.3	1.3	18.4	50.8	28.2
Q4-drinking water facility	9.0	2.6	17.7	47.7	23.1
Q5-lift facility	32.1	2.6	16.4	34.9	14.1
Q6-stretcher and wheel chair for differently abled	47.4		1.5	35.6	15.4
Q7-staff concern for service	2.6		3.8	33.3	60.3
Q8-canteen facility	38.5	3.8	24.1	27.2	6.4
Q9-services ambience	14.1		2.6	38.5	44.9
Q10-Ambulance provision			35.4	59.6	5.0

ALUMNI FEEDBACK

Format 01 alumni feedback 2015	1- high	2- medium	3- low	Total
Parameters	%	%	%	%
Q1.Spectrum of course work satisfaction	67.8	30.6	1.6	100
Q2Faculty competence satisfaction	61.6	36.9	1.6	100
Q3. Clinical practice beneficial satisfaction	33.8	66.3		100
Q4. Benefit in professional service satisfaction	33.8	61.6	4.7	100
Q5. Analytical skill satisfaction	33.8	66.3		100
Q6. Infrastructure satisfaction	64.7	27.5	7.8	100
Q7. Overall assessment of course satisfaction	63.1	35.3	1.6	100

PARENTS FEEDBACK

	YES	NO	TOTAL
	%	%	%
Q1 Were the course objectives achieved as per you and your wards expectations?	92.3	7.7	100
Q2 Was there any value addition for your ward along with the curriculum?	83.3	16.7	100
Q3 Did you get adequate feedback regarding the performance of your ward?	78.7	21.3	100
Q4 Has the course helped your ward to face the world?	70.0	30.0	100
Q5 Has the course helped your ward to develop confidence?	91.7	8.3	100

पेटेंट कार्यालय
शासकीय जर्नल

OFFICIAL JOURNAL
OF
THE PATENT OFFICE

निर्गमन सं. 39/2017
ISSUE NO. 39/2017

शुक्रवार
FRIDAY

दिनांक: 29/09/2017
DATE: 29/09/2017

पेटेंट कार्यालय का एक प्रकाशन
PUBLICATION OF THE PATENT OFFICE

The Patent Office Journal No. 39/2017 Dated 29/09/2017

33268

(12) PATENT APPLICATION PUBLICATION

(21) Application No.201741033429 A

(19) INDIA

(22) Date of filing of Application :21/09/2017

(43) Publication Date : 29/09/2017

(54) Title of the invention : EX-SITU TOOTH MANIPULATION APPARATUS

(51) International classification	:A61F2/28, A61C8/00	(71)Name of Applicant :
(31) Priority Document No	:NA	1)Dr. PRASANNAN, Prince K
(32) Priority Date	:NA	Address of Applicant :No. 5, 10th Main, Maruthi Nagar, Mallespalaya, New Thippasandra Bangalore Karnataka India
(33) Name of priority country	:NA	560075 Karnataka India
(86) International Application No	:NA	2)Dr. KALE, Saurabh Gajanan
Filing Date	:NA	(72)Name of Inventor :
(87) International Publication No	: NA	1)Dr. KALE, Saurabh Gajanan
(61) Patent of Addition to Application Number	:NA	2)Dr. PRASANNAN, Prince K
Filing Date	:NA	3)Dr. SHETTY, Akshay
(62) Divisional to Application Number	:NA	4)Dr. VALLI, Kusum
Filing Date	:NA	

(57) Abstract :

ABSTRACT EX-SITU TOOTH MANIPULATION APPARATUS The invention provides an ex-situ tooth manipulation apparatus. The apparatus includes a container having an opening for housing the tooth. An inlet is provided proximal to the opening for filling a solution into the container. An outlet is provided distal to the opening. The outlet is positioned opposite to the inlet and facilitates removal of the solution. A partially resilient membrane capable of being removably retained over the opening of the container is provided. The membrane is configured to immovably hold the tooth at a predefined position over the container. A clip is provided for transferring the tooth between a predestined position in the oral cavity and the partially resilient membrane. The apparatus facilitates ease of manipulation of the tooth without causing damage to the root surface of the donor tooth.

No. of Pages : 15 No. of Claims : 8

CDE Programme and Workshop on CBCT **By** **Department of Oral Medicine and Radiology**

8th March 2018,
Thursday



**3 Credit
Points**

**Introducing in India the first of its kind
CBCT machine
By
Durr Dental Germany
(Vista Vox)**

Organised by



In Association with



Venue:

**For CDE - Auditorium, Sri Rajiv Gandhi College of Dental Sciences and Hospital
RGC Campus Cholanagar, R.T. Nagar, Bangalore - 560 032**

For Workshop - Iconic Dental Care, Dinnur Main Road, R.T.Nagar, Bangalore-560032

Introducing First time in India an Ideal 3 D Volume CBCT by Durr Dental "Vista Vox S"

Key Features:

S – Pan technology for easier Diagnostics

130 x 80 mm FOV (Currently the largest among standard CBCT manufacturers)

vFast panoramic imaging in 7 seconds

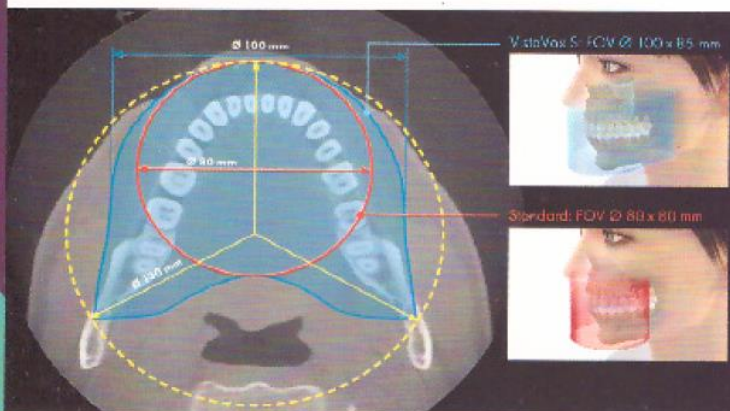
VistaVox S also completely covers the region of the rear molars – an essential requirement for diagnostics, e.g. for an impacted wisdom tooth.

VistaVox S offers ten further \varnothing 50 x 50 mm volumes: five each for the upper jaw and for the lower jaws.

These are used if the indication only requires imaging of a certain region of the jaw, e.g. for endodontical or implantological treatments.

Supplemented by the 17 panoramic programmes in the tried-and-tested S-pan technology, this provides dental practices with excellent imaging diagnostics in both the 2D and 3D areas.

All 3 sizes available in one scan: 80X80 (Pediatric), 130 x 85 (Adult), 50 x 50 (Jaw Region)



Panoramic X-Ray Programs

With a total of 17 X-Ray Programs, you are well equipped for every diagnostic requirement. In addition to the standard panorama program, VistaVox S also offers:

- Half-side recordings of right, left and front
- 4 child programs: an imaging mode with smaller exposure area: a 45-56% reduction in the dose without any loss of diagnostic information
- 5 programs for orthogonal X-Ray images
- 2 programs for temporomandibular imaging (functional diagnosis)
- 2 programs for sinus X-Ray images to display paranasal sinuses

Chief Patron:



Dr. P. Sadasivan
Chairman
Rajiv Gandhi Group of Institutions

Patrons:



Dr. Sushant Anant Pai
Principal, SRGCDSH



Sudeep Kumar Jaiswal
Executive Director, Durr Dental, India

Guest Speakers



Klaus Heiner, Product Manager Diagnostic Systems. His Professional Experience in Dental Medical Sciences is over 20 years. He was a Product Specialist and Sales service for dental medical devices and related imaging software at MDC GmbH, Neu-Ulm, Germany. He was a Product Advisor in the department of Diagnostic Systems and also was a Technical Product Specialist and Trainer in Durr Dental AG, Headquarters, Germany. He is currently working as Product Manager in Durr Dental SE, Germany and is expert in diagnostic systems, digital intraoral and extraoral X-ray systems(2D and 3D), imaging software, camera systems.



Dr. Praveen Birur, is Professor, & Head of the Department of Oral Medicine and Radiology at K.L.E.S' Institute of Dental Sciences, Bangalore. His work on oral radiology is focused on tomography and basics in three-dimensional imaging. He has conducted courses on CBCT and is a consultant radiologist. His research work on CBCT is on IHU units, Interpreting IAC, validation of MA, volumetric analysis and 3D reconstruction. His special interests include "Prevention, Early Detection and Treatment of Oral Cancer. He has been involved in various public health programs for down staging oral cancer in rural population in India. The research collaborations include various global academic bodies and universities, to name few, Boston University, Siemens Technology and Services & Berkley University, Beckman Laser Institute, Irvine, University of California, University of Minnesota, Vista Dental, Roswell Park Cancer Institute, Buffalo, Arizona University, USA, DBT and Turku University, Finland.

CDE Programme (KSDC Credit Points 3)

- Lecture session on CBCT and its applications in dentistry by Dr. Praveen Birur (Prof and Head OMRD, KLE Society Dental College Bangalore)
- Lecture session on technical know how of Vista Vox S by Klaus Heiner, (Durr Dental , Germany)
- Hands on training for image interpretation
- Lunch , Tea and transportation to Workshop Centre from SRGCDSH

CDE Schedule:

- 9:00 AM to 9:30 AM : Introduction of patrons and institution
- 9:30 AM to 10:30 AM: Lecture 1 - On Clinical implications of CBCT in Dentistry
- 10:30 AM to 11:00 AM: Tea Break
- 11:00 AM to 11:30 AM : Continuation of Lecture 1
- 11:30 AM to 12:30 PM: Lecture 2 - On Vista Vox S by Klaus Heiner, (Durr Dental, Germany)
- 12:30 PM to 01:30 PM : Lunch Break and collection of certificates
- 01:30 PM to 01:45 PM: Pick up of Delegates from SRGCDS Campus to Workshop Venue
- 02:00 PM to 03:00 PM: Hands on Training on technique and interpretation of CBCT
- 03:15 PM to 03:30 PM : Drop to SRGCDS campus

Registration Fees:

For Students		For Faculties/ Doctors	
Seminar/Workshop	Hands-On Training	Seminar/Workshop	Hands-On Training
500 Rs	300 Rs	700 Rs	500 Rs

***Spot Registrations Available**

For any Details:

Contact:

Organizing Secretary

Rajiv Gandhi College of Dental Sciences & Hospital
RGC Campus, Cholanagar, R.T. Nagar, Bangalore-560032

Tel:+91 80 23631145, +91 80 23339377

Mob: +91 98450 50002, +91 94487 21428, +91 98866 54828

Email: principal@srgcds.ac.in

Website: www.srgcds.ac.in

MEMORANDUM OF UNDERSTANDING

in respect of

ACADEMIC COOPERATION

between the

ZANZIBAR UNIVERSITY,

Zanzibar, Tanzania

(a higher education institution established under the Societies Act No. 6 of 1995 represented by Prof. Mustafa A. A. Roshash, in his capacity as Vice-Chancellor

and the

RAJIV GANDHI GROUP OF INSTITUTIONS,

Bangalore, India

(a group of various educational institutions recognised by the government of Karnataka managed by Sir. M. Visvesvaraya Education Trust, Bangalore represented by Dr. S Juno, in his capacity as Managing Director)


M.A.R.

1. Preamble and parties to the MoU

In the pursuit of excellence in scholarship and dissemination of knowledge to generate reciprocal benefit within a framework of openness, fairness, and equity that will serve both the parties, the parties to this agreement, namely

1.1 the Zanzibar University, a juristic entity established under the Societies Act No. 6 of 1995, through its Faculty of Law and Shariah; and

1.2 the Rajiv Gandhi Group of Institutions, a juristic entity established under Sir. M Visvesvaraya Education Trust, Bangalore.

hereby sign a memorandum of understanding (“MoU”) for the purposes of academic collaboration. The parties have mutually agreed to the following:

2. Aim of the MoU

The aim of this MoU is to provide for cooperation on academic activities of the two institutions that will strengthen mutual understanding, foster friendly cooperation and promote sustainable and productive academic collaboration and exchange between the institutions, researchers and students of both parties.

3. Scope of the MoU

Areas of joint activities may include (but are not necessarily limited to) the following: joint research and training programmes; faculty cooperation and exchange; student exchange and enroll; integrated programmes, joint short-time programmes, joint proposals for external funding; joint arrangement and sponsorship of conferences; joint publications; and other such activities as may be mutually agreed upon.

1



4. Commencement, duration and termination

- 4.1 This MoU will commence on the date of its signing by both parties and shall remain in force until terminated by the parties.
- 4.2 Any amendment of and/or modification to the MoU will require the written approval from both parties.
- 4.4 Termination may take place at any time by any of the parties and is fully discretionary and a notice period will apply to any party wishing to terminate the MoU. No reasons have to be provided for termination.
- 4.5 Termination shall, however, not affect the implementation of the projects or programmes established under it prior to such termination.
- 4.6 Any student who has commenced studies at either institution before the date of termination may complete his or her study programme as if this agreement had not been terminated.

5. Activities envisaged

In pursuit of the aim of the MoU, the parties hereby agree to undertake to promote, within the framework of the provisions of the respective regulations applying in each of the institutions, and subject to the availability of resources, the following activities:

5.1 Academic collaboration

- 5.1.1 Exchange of faculty members and/or researchers with the objective of offering courses and realizing research projects in areas mutually agreed upon by both universities through prior invitation and in accordance with the procedures and expectations established by each institution and specific department
- 5.1.2 Research collaboration, including joint research projects in areas of mutual interest.



- 5.1.2 Exchange of members of staff and research employees. The faculty that has agreed to accept an employee of the other faculty under this provision, will endeavour to make working space available for the visiting academician, including internet access, and will inform her or him of possibilities for suitable accommodation.
- 5.1.3 Exchange and enroll of undergraduate and graduate students with the objective of enrolling students in courses appropriate to their year and area of study, subject to the payment of prescribed fee to the institution concerned under the available category and seats for the course chosen by the students and approved by the institution.
- 5.1.4 Support reciprocity in university extension activities of common interest.
- 5.1.5 Exchange of books, scientific publications, study programs, academic projects, course information, seminars, conferences and any other data and information of common interest.
- 5.1.6 Sponsoring and conducting intergraded programmes, short courses, joint conferences, seminars, colloquia, training programmes, workshops and other academic meetings on matters of mutual interest, in terms of a separate agreement between the parties.
- 5.1.7 All joint activities will be realized through the mutual agreement and clearly established conditions and mutual obligations of the appropriate university entity.

5. General considerations

- 5.1 The terms of, and the necessary resources for, the joint activities referred to shall be discussed and mutually agreed upon in writing by both parties through the liaison officers specified by the parties prior to the initiation of the particular activity or programme.
- 5.2 Each party should approve any funding for such activities internally. The parties may also apply for external funding. The final approval of any project is subject to the approval of both faculties and will be dependent on the availability of funds.



MAAR

- 5.3 The activities under the MoU will be coordinated by specific appointees from each institution.
- 5.4 This MoU reflects an arrangement that is currently satisfactory to the parties. The parties agree to negotiate amendments to this memorandum as needed to meet the evolving requirements.
- 5.5 Both institutions agree that they will follow the current and future applicable laws in both countries.

6. Confidentiality

Both parties acknowledge and agree that any information disclosed by or on behalf of any of the parties which is not in the public domain, remains confidential and may not be used or disclosed to any other party (whether before or after the termination of this MoU) for any reason whatsoever, except as may be strictly necessary for the due and effectual rendering of services.

7. Intellectual property

- 7.1 Both parties agree that any intellectual property belonging to an institution, which may include but will not be limited to the following: research material, publications, articles and other academic materials, will remain the property of that institution and no other party will have a claim against such intellectual property.
- 7.2 It is the intention of the institutions that all research derived from the collaborative efforts of the two parties will be the joint property of both parties, proportionate to the parties' respective contributions, unless otherwise specified in a special agreement in this regard or the specific institutional policies on intellectual property.
- 7.3 In the event of jointly derived research, the parties will attend to concluding a more specific binding agreement to formalise these arrangements.
- 7.4 In the event of any of the parties intending to use the jointly owned intellectual property for any purpose, for instance, delivering of papers or



MAAR

publishing of academic articles, the other party's written consent must be obtained, which consent should not unreasonably be withheld.

8. Applicable law

The interpretation of this agreement and the adjudication of any claim or dispute arising therefrom, shall be in accordance with the laws of the country of the defending party and each and every cause of action shall be regarded as having arisen within the jurisdiction of the Courts of the country of the defending party.

9. Domicilium citandi et executandi

The parties choose as their *domicilium citandi et executandi* for all purposes under this MoU, whether in respect of notices or other documentary communication or any other purposes, the following addresses:

9.1 Zanzibar University

Physical and Postal address

Zanzibar University
P. O. BOX 2440
Tunguu, Zanzibar
Tanzania

Contact Person

Dr. Moh'd Makame Haji
Tel: +255779476731
Email: mhaji2@hotmail.com

9.2 Rajiv Gandhi Group of Institutions

Physical address

RGI Campus
Cholanagar, R. T Nagar PO
Bangalore – 560 032 India



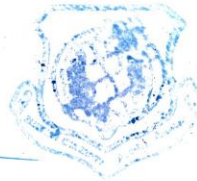
Contact Person


Dr. Juno S

Fax: +91 98450 39797

Email: drjunos@gmail.com

On behalf of the Zanzibar University




20/07/2018

Prof. Mustafa A. A. Roshash

The Vice Chancellor, on behalf of University of Zanzibar, warranting that is duly authorised thereto.

Date: 20/07/2018

On behalf of the Rajiv Gandhi Group of Institutions:





Dr. S. Juno

Managing Director, Rajiv Gandhi Group of Institutions.

Date: 20/07/2018





VISIT OF OUR MANAGING DIRECTOR TO ZANZIBAR





ISO 9001:2015
 Care Certification Pvt. Ltd.



Registration Certificate

This is to certify that
The Quality Management Systems
of

SRI RAJIV GANDHI COLLEGE OF DENTAL SCIENCES & HOSPITAL (ACCREDITED BY NAAC)

Carried out at following site:

**CHOLANAGAR, R.T. NAGAR POST,
BANGALORE - 560 032 (KARNATAKA)
(INDIA)**

for their

QUALITY MANAGEMENT SYSTEM ISO 9001:2015

Scope of Activities covered by this Certificate:

**PROVIDING BACHELOR OF DENTAL SURGERY (BDS) &
MASTER OF DENTAL SURGERY (MDS) COURSES**

CERTIFICATE NO. : IAS/QMS/C1379	IAS-UIC NUMBER : MSCB-120-4619
ISSUED ON : 10/04/2018	1ST SURVEILLANCE DUE ON: 10/03/2019
VALIDITY DATE : 09/04/2021	2ND SURVEILLANCE DUE ON: 10/03/2020

THE VALIDITY OF CERTIFICATE IS SUBJECT TO REGULAR SURVEILLANCE AUDIT ON OR BEFORE ABOVE MENTIONED DATES AND IT'S ONLY VALID AFTER SUCCESSFUL SURVEILLANCE WITH CONTINUATION LETTER ISSUED BY CCPL

AUTHORISED BY
CHAIRMAN / DIRECTOR

CARE CERTIFICATION PRIVATE LIMITED
134-A, TAIMOOR NAGAR, NEW FRIENDS COLONY,
NEW DELHI - 110 065 (INDIA)
THIS IS SINGLE-SITE CERTIFICATION
WWW.CARECERTIFICATION.COM



CCPL is accredited by International Accreditation Service (IAS) United States of America

THE CERTIFICATE REMAINS THE PROPERTY OF CCPL AS PER CERTIFICATION AUDIT CONTRACT